

**Information & Recommendations**  
**Emissions-related Installation Instructions**

Reformulated (Oxygenated) Gasolines, meeting the 10% limitation above, are acceptable for use in your Moeller Marine fuel tank.

**Gasolines Containing Alcohol**

If the gasoline in your area contains either methanol (methyl alcohol) or ethanol (ethyl alcohol), you should be aware of certain adverse effects that can occur. These adverse effects are more severe with methanol. Increasing the percentage of alcohol in the fuel can also worsen these adverse effects.

- Some of these adverse effects are caused because the alcohol in the gasoline can absorb moisture from the air, resulting in a separation of the water/alcohol from the gasoline in the fuel tank.
- Be aware that gasolines containing alcohol may cause increased corrosion of metal parts, especially aluminum and brass.
- Long periods of storage, common to boats, create unique problems. In cars alcohol-blend fuels are normally consumed before they can absorb enough moisture to cause trouble, but boats often sit idle long enough for phase separation to take place.

**IMPORTANT:** Use of improper gasoline or additives can damage your fuel system. Fuel system damage resulting from the use of improper gasoline or additives is considered misuse of the system, and damage caused thereby will not be covered under the limited warranty.

**FIRE AND EXPLOSION HAZARD:** Fuel leakage from any part of the fuel system can be a fire and explosion hazard which can cause serious bodily injury or death. Careful periodic inspection of entire fuel system is mandatory, particularly after storage. All fuel components should be inspected for leakage, softening, hardening, swelling or corrosion.

**PERMANENT INSTALLATION**

---

To obtain optimal performance from your Moeller Marine fuel tank, it is important that you follow these installation guidelines closely.

1. Follow all applicable ABYC, ISO, NMMA, and USCG regulations and recommendations.
2. The fuel tank must be fully supported in its installed position.
3. The fuel tank should be installed securely. The installed fuel tank shall not bounce, shift, or move as this will cause chaffing. The fuel tank shall not be allowed to be scraped, cut, or punctured because of a loose installation or manufacturing debris.

**IMPORTANT:** Neoprene padding should be added to any area where the surface of the tank makes contact with a surface that may cause chaffing. **DO NOT COMPRESS NEOPRENE PADDING!**

4. Allow 3% expansion of the fuel tank in all directions. Hydrocarbon swell occurs when gasoline or diesel fuel soaks into the fuel tank material. (**Example:** Initial size 40"L x 24"W x 18"H = Expanded size 41.2"L x 24.7"W x 18.5"H) Design the fuel tank compartment to allow growth equally. Hold down brackets / braces must be installed to prevent damage to the fuel tank even after hydrocarbon expansions occur.
5. **DO NOT** remove dust caps until you are ready to install the fuel tank. Dust caps are provided to limit dirt, dust, water or any other foreign substance from getting into the fuel tank.
6. Fuel tank placement should be carefully considered, as certain environmental factors can increase fuel temperature, leading to potential degradation of fuel integrity and related problems.
7. **DO NOT** deform the tank during installation. Methods of deforming the fuel tank also include: walking, standing, or applying excessive weight onto the fuel tank.
8. **DO NOT** solid plumb fuel lines to the fuel tank use only flexible lines.
9. **DO NOT FOAM THE FUEL TANK IN PLACE!**
10. **NEVER** modify the fuel tank. Use only fittings which come with the tank, or fittings approved by Moeller Marine.
11. **DO NOT** attempt to patch or repair holes or punctures in fuel tank.
12. Fuel tank temperatures need to be stabilized to room temperature for 24 hours before testing or installation.

**Improper installation may cause performance problems such as:** Leaks, Loss of Capacity, Sender Inaccuracy, and Fuel Starvation.

**Additional Suggestions:** Mount the tank in an accessible area. Fuel tank fittings should be installed so they are readily accessible. Installations that warrant removal of walls, floors, structure, or other systems may be warranted at a prorated rate.

**IMPORTANT:** Fuel system or propulsion damage resulting from the improper installation of the fuel tank, will not be covered under the limited warranty.

"REMEMBER - THESE ARE GUIDELINES FOR THE PERMANENT INSTALLATION OF FUEL TANKS, AND THAT THE BUILDER IS ULTIMATELY RESPONSIBLE FOR THE PROPER INSTALLATION OF TANKS."

## **OPERATING TEMPERATURES**

Moeller Marine fuel tanks are capable of operation within an ambient temperature range from -40°F (-40° C) to 176°F (80°C).

**IMPORTANT:** Fuel tanks temperatures must be limited to 150°F (66° C) when not in operation. Processes that include dry heating of the fuel tank beyond 150°F (66° C) should be discontinued immediately. Fuel tanks subjected to temperatures in excess of 150°F (66° C) when not in operation, could be considered as damaged, and may not be covered under the limited warranty.

## **PERMEATION**

Permeation is a natural phenomenon of gasoline in a cross-linked polyethylene fuel tank. Permeation is the result of gasoline fumes escaping from the fuel tank, not the loss of liquid fuel.

**Several precautions need to be addressed when using a cross-linked polyethylene fuel tank:**

- Fuel (gasoline) vapors settle to the lowest point in the compartment, therefore, a means for removing the fumes is required. See ABYC Standards Section H-2 for specifics.
- A covered boat will not allow these fumes to escape, so build up of these fumes is inevitable. Caution should be taken when a boats fuel tank contains fuel and is covered for an extended period of time. A boat cover should never cover the fuel tanks exterior vent fitting(s).
- Fuel vapors will migrate to any compartment open to the fuel tank. The smell of fuel vapors does not necessarily mean that there is a leak in the fuel tank, but a closer inspection should be performed.
- Fuel vapors may be absorbed by other objects located in compartments where fuel vapor may migrate.

**Following the above precautions, a cross-linked polyethylene fuel tank will provide years of service.**

## **PRESSURE TESTING**

Moeller Marine fuel tanks are tested in accordance to Title 33 CFR, Section 183.510. After installation, fuel tank and fuel system pressure testing must be done in accordance with applicable laws. Fuel tank temperatures need to be stabilized to room temperature for 24 hours before pressure testing.

**IMPORTANT: Unrestrained pressure testing may cause damage or deformation to the fuel tank.**

Fuel tank testing outside of the boat structure or prior to permanent installation requires the use of a fixture(s) to simulate the intended installation or to restrain each tank surface within 1 inch the print specification. Failure to utilize control fixtures may cause unintended surface deformation, causing leaks and permanent fuel tank damage. **DO NOT** exceed 3 psi for pressure testing.

## **STORAGE**

Moeller Marine fuel tanks are manufactured from UV stable material. Fuel tanks may be stored outside, as long as steps are taken to prevent damage to the fuel tank, any fittings or components exposed on the fuel tank, and to prevent intrusion of foreign substances. This includes limiting exposure temperatures to -40°F (-40° C) to 150° F (66° C). Fuel tank temperatures need to be stabilized to room temperature for 24 hours before installation or pressure testing. If extended storage of the tanks is needed, Moeller Marine recommends that you cover the fuel tanks. **DO NOT ALLOW ICE OR SNOW BUILDUP.**

First In First Out (FIFO) procedures should be followed as with any inventory.

## **TOLERANCES**

The Association of Rotational Molders recognizes wall thickness tolerances of plus/minus 20% for rotational molded products. Other wall thickness variations may be present due to design configuration.

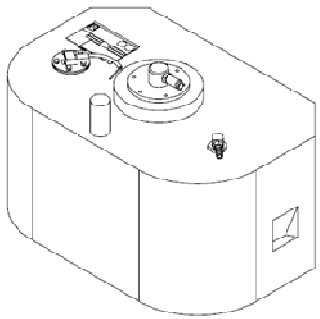
Environmental and molding conditions result in variation of size and capacity of the fuel tank. Moeller recognizes size and capacity tolerances of plus or minus 1-1/2 % of specified dimension or capacity. First article parts may exhibit additional shrinkage of the plastic, causing larger than 1-1/2% variation. This is common to break-in of a new or revised mold.

## Tank Specific Information & Recommendations

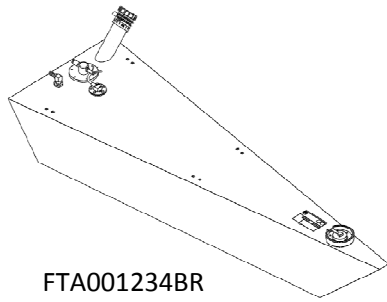
1. All tank specific information and recommendations for angle and tilt were performed such that for all tanks, any of the walls of the tanks can face the front of the boat, unless noted in table below. When determining which way the tank will sit in the boat, note the location of the pickup and the fuel sender as to the functionality give boat tip angles.
2. Tanks sold as complete units with sender, pick-up, Fill Limit Vent Valve (FLVV) and Grade Valve (GRV) as required.
3. Systems designed in conjunction with Attwood Marine Products.
4. The Carbon Canister, Inlet Check Valve (ICV), deck fill, and P-Trap Vent must be purchased as separate components from an Attwood supplier.
5. Although tanks are shown with a carbon canister, they can be used with pressurized systems. This is determined by the boat builders plumbing. Consult Attwood Marine Products.
6. For coverage by Attwood warranty and guaranty, all components in the system must be Attwood.
7. Carbon canister location / packaging to be determined by boat manufacturer in coordination with Attwood per the installation instructions.
8. If the ICV and/or carbon canister is located in the engine compartment, a heat shield for that component will be required per the installation instructions.
9. Hose length and routings to be determined by boat manufacturer in coordination with Attwood to satisfy intent of the system relative to regulatory requirements.
10. Installation instructions can be found at [www.attwoodmarine.com](http://www.attwoodmarine.com) by clicking on Fuel, Integrated Fuel Systems, Components for EPA Certified Fuel systems or Attwood can be contacted via email at [attwoodinfo@attwoodmarine.com](mailto:attwoodinfo@attwoodmarine.com) and at [www.moellermarine.com](http://www.moellermarine.com).

| Diurnal Tank # | Old Tank<br>(if applicable) | Gallons | Style     | Dimensions of Tank (inch) |       |        |  | FLVV<br>Shut-off<br>Height<br>(inch) # | Volume at<br>FLVV (Fill)<br>Shutoff<br>(Gallons) | Static Float Angle 0° to 5° Bow Up -<br>Worst Case Maximum Volume at Fill Shutoff Gallons for Any<br>of the 4 Sides Facing the Bow of the Boat ¥ |       |       |       |       |       | Has At Least One Side That Cannot Face<br>Forward in Vessel |
|----------------|-----------------------------|---------|-----------|---------------------------|-------|--------|--|--|--|--|-------|-------|-------|-------|-------|---|
|                |                             |         |           | Length                    | Width | Height | Overall<br>Height<br>(fill neck,<br>dog house) |  |  | 0°   | 1°    | 2°    | 3°    | 4°    | 5°    |   |
| FTA001088BR    | FT1512                      | 12      | Comp*     | 23                        | 15    | 11.75  | 14.5   | 3.20                                   | 12.68  | 12.68  | 12.67 | 12.67 | 12.67 | 12.67 | 12.66 |   |
| FTA001234BR    | -                           | 15      | Transom   | 47                        | 15.85 | 12.83  | 18.96 **                                       | 0.94                                   | 15.39  | 15.45  | 14.85 | 14.26 | 13.68 | 13.12 | 12.56 | Yes. Designed only with narrow end forward                  |
| FTA001103BR    | FT1999                      | 15      | Cube      | 26                        | 16    | 11.75  | 14.5   | 3.20                                   | 15.95  | 15.95  | 15.95 | 15.95 | 15.95 | 15.95 | 15.95 |   |
| FTA001092BR    | FT2143                      | 18      | Comp*     | 34                        | 9.25  | 21.14  | 23.52  | 3.20                                   | 18.86  | 18.86  | 18.75 | 18.63 | 18.52 | 18.41 | 18.30 |   |
| FTA001099BR    | FT2599-3                    | 21      | Flat      | 47                        | 18.03 | 7.5    | 10.25  | 1.38                                   | 21.50  | 21.50  | 21.50 | 21.48 | 21.40 | 21.21 | 20.94 |   |
| FTA001108BR    | FT2399                      | 23      | Cube      | 24                        | 20    | 14     | 15.41  | 3.20                                   | 22.89  | 22.89  | 22.86 | 22.83 | 22.80 | 22.77 | 22.74 |   |
| FTA001091BR    | FT2631                      | 23      | Cube      | 20.75                     | 18.88 | 17.75  | 19.32  | 3.20                                   | 23.44  | 23.44  | 23.39 | 23.33 | 23.27 | 23.22 | 23.16 |   |
| FTA001109BR    | FT2926                      | 26      | Belly     | 43                        | 25.75 | 8      | 11.45  | 1.69                                   | 25.95  | 25.95  | 25.95 | 25.95 | 25.79 | 25.50 | 25.15 | Yes. Tank to only run lengthwise with hull                  |
| FTA001233BR    | -                           | 30      | Transom   | 71                        | 22.51 | 15     | 21.37 **                                       | 0.76                                   | 30.55  | 30.55  | 29.25 | 27.99 | 26.79 | 25.63 | 24.53 | Yes. Designed only with narrow end forward                  |
| FTA001259BR    | -                           | 27      | Transom   | 49.51                     | 20.85 | 16.85  | 23.11 **                                       | 1.38                                   | 25.32  | 25.32  | 24.47 | 23.56 | 22.66 | 21.79 | 20.92 | Yes. Designed only with narrow end forward                  |
| FTA001284BR    | -                           | 27      | Transom   | 49.51                     | 20.85 | 16.85  | 19.60  | 1.38                                   | 25.32  | 25.32  | 24.47 | 23.56 | 22.66 | 21.79 | 20.92 | Yes. Designed only with narrow end forward                  |
| FTA001122BR    | FT3418                      | 28      | Belly     | 60.25                     | 26.5  | 7.38   | 10.20  | 2.28                                   | 30.41  | 30.41  | 29.72 | 29.01 | 28.27 | 27.31 | 26.24 | Yes. Tank to only run lengthwise with hull                  |
| FTA001102BR    | FT3509-1                    | 30      | Belly     | 48                        | 23.38 | 8.5    | 10.50  | 1.38                                   | 31.34  | 31.34  | 31.33 | 31.29 | 31.08 | 30.74 | 30.34 | Yes. Tank to only run lengthwise with hull                  |
| FTA000926BR    | -                           | 31      | Cube      | 23.5                      | 22    | 20.5   | 20.75  | 3.20                                   | 31.74  | 31.74  | 31.74 | 31.74 | 31.74 | 31.74 | 31.74 |   |
| FTA001089BR    | FT3549                      | 32      | Comp*     | 37.5                      | 20.99 | 16.63  | 18.76  | 3.20                                   | 32.76  | 32.76  | 32.3  | 31.83 | 31.34 | 30.84 | 30.33 |   |
| FTA001093BR    | FT3525BR                    | 32      | Cube      | 28.5                      | 20.5  | 17.5   | 20.10  | 3.20                                   | 33.53  | 33.53  | 33.06 | 32.59 | 32.12 | 31.65 | 31.17 |   |
| FTA001110BR    | FT4018                      | 33      | Cube      | 26                        | 20.5  | 18.5   | 21.25  | 3.20                                   | 34.46  | 34.46  | 34.46 | 34.46 | 34.46 | 34.46 | 34.46 |   |
| FTA001105BR    | FT5008                      | 41      | Belly     | 59                        | 28    | 8.75   | 10.50  | 1.69                                   | 41.38  | 41.38  | 41.38 | 41.36 | 41.22 | 40.86 | 40.29 |   |
| FTA001106BR    | FT5033                      | 45      | Belly     | 56.75                     | 26.66 | 10.6   | 12.86  | 1.69                                   | 45.66  | 45.66  | 45.15 | 44.52 | 43.81 | 43.04 | 42.17 |   |
| FTA001104BR    | FT5899                      | 51      | Tall Flat | 44                        | 21.5  | 15.75  | 18.75  | 2.29                                   | 52.49  | 52.49  | 52.21 | 51.49 | 50.99 | 50.49 | 49.99 |   |
| FTA001129BR    | FT8202                      | 73      | Flat      | 66.88                     | 27.44 | 11.69  | 14.19  | 1.69                                   | 73.88  | 73.88  | 73.88 | 73.87 | 73.37 | 72.57 | 71.64 |   |

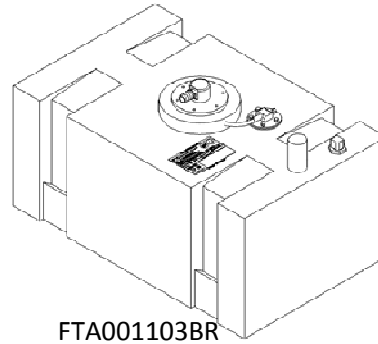
\* Compartment # FLVV – Fluid Level Vent Valve \*\* Uses Attwood Direct Fill † Detailed Information Available from Moeller on Usable Gallons by Static Angle and Side Forward



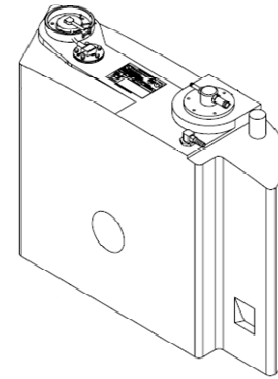
FTA001088BR



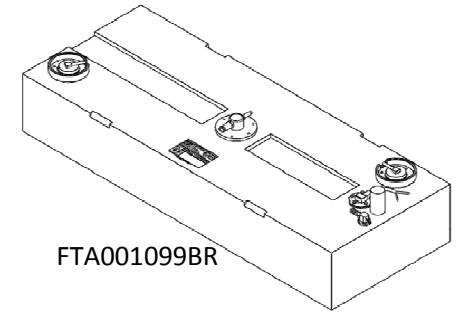
FTA001234BR



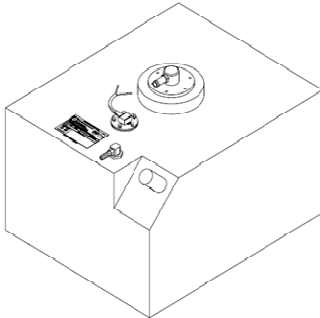
FTA001103BR



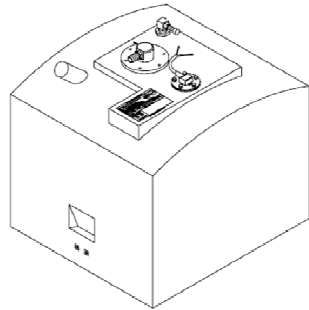
FTA001092BR



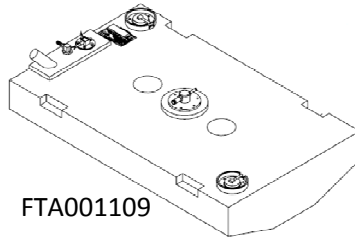
FTA001099BR



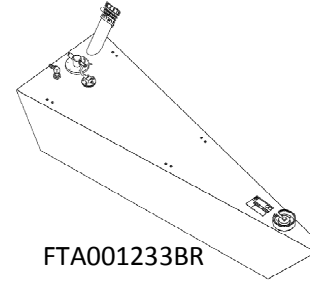
FTA001108BR



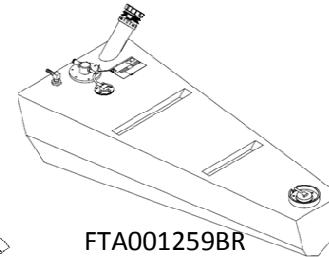
FTA001091BR



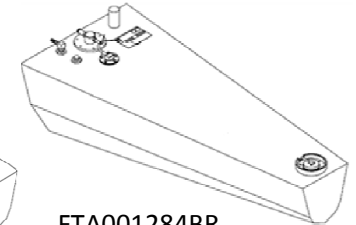
FTA001109



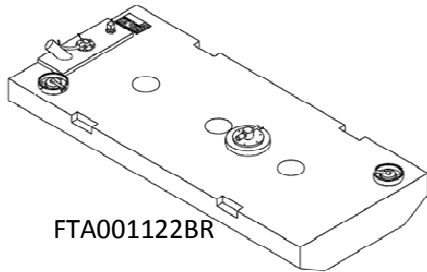
FTA001233BR



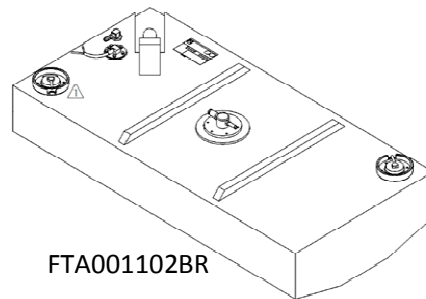
FTA001259BR



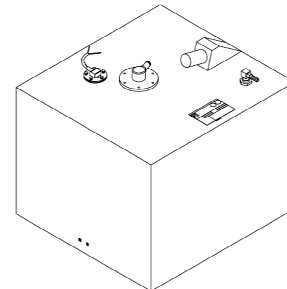
FTA001284BR



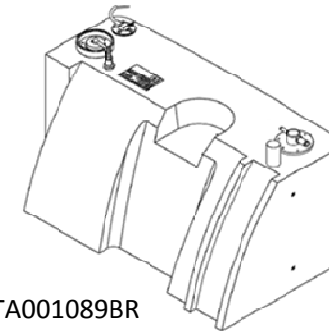
FTA001122BR



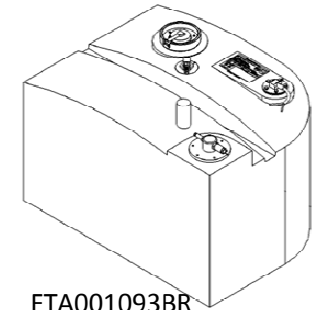
FTA001102BR



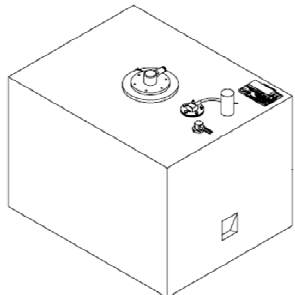
FTA000926BR



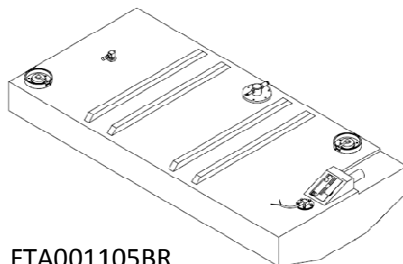
FTA001089BR



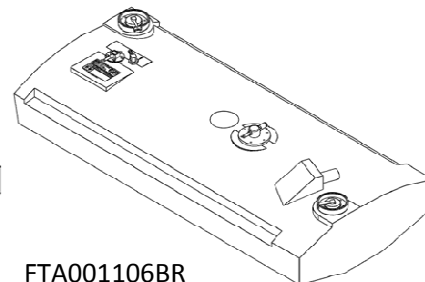
FTA001093BR



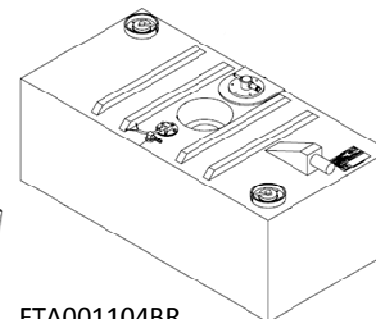
FTA001110BR



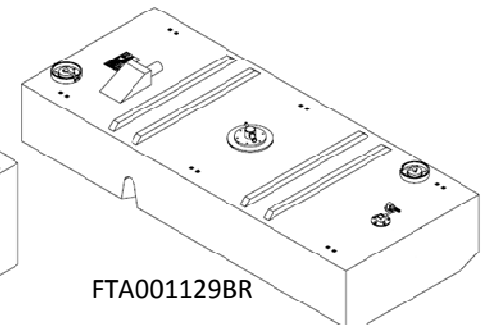
FTA001105BR



FTA001106BR



FTA001104BR



FTA001129BR