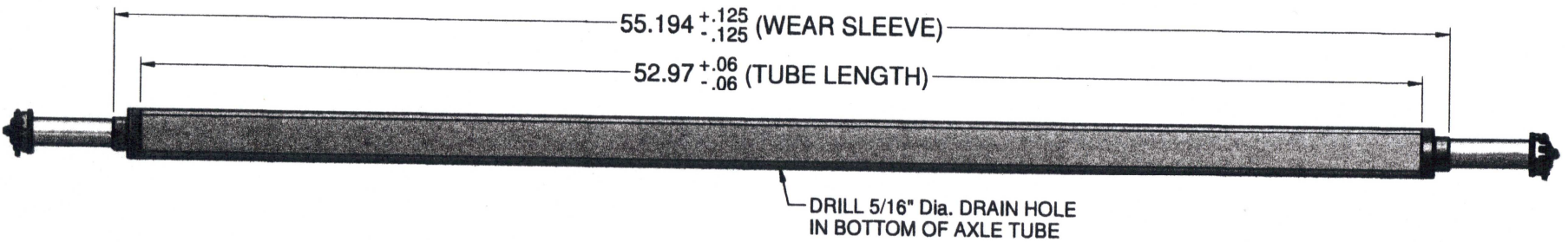
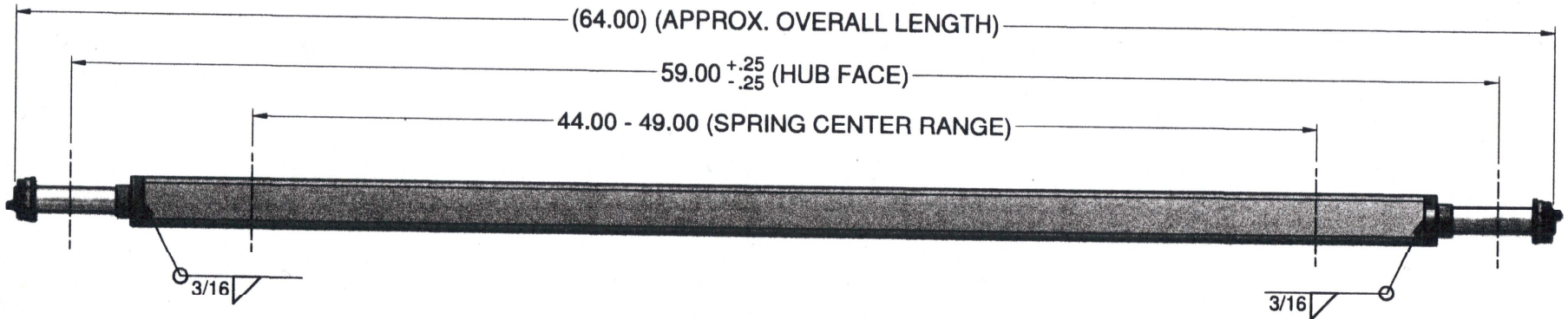


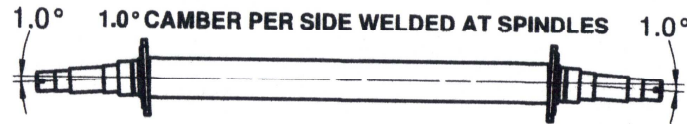
| Table | | | | |
|---------|-----------|---------------|------------------------|---------------------|
| TDE P/N | CUST. P/N | HUB FACE | APPROX. OVERALL LENGTH | SPRING CENTER RANGE |
| 49539 | F64G | 59.00 +/-0.25 | 64.00 | 44.00 - 49.00 |

| REVISION HISTORY | | | | |
|------------------|------------|---------|-----|---|
| REV | DATE | EFFCTV. | BY | DESCRIPTION |
| 1 | 5/1/2008 | R.C. | TJP | MADE DRAWING ONE PAGE, ADDED OAL. LENGTH TO CHART |
| 2 | 8/4/2008 | R.C. | TJP | ADDED ITEMS 4.1-4.3 |
| 3 | 7/27/2009 | R.C. | TJP | 10520(45022), 10560(11001), 10634(10665) |
| 4 | 12/17/2009 | R.C. | TJP | CORRECTED AXLE TABLE, ADDED TOLS. TO TABLE |
| 5 | 8/5/2010 | R.C. | TJP | REARRANGED DIMENSIONS, CLEANED UP DRAWING |



NOTES:

- 1) AXLE FINISH - GALVANIZED.
- 2) 1.0° CAMBER PER SIDE WEDGED AT SPINDLES.
- 3) NO SPRING HOLES.
- 4) LIGHTLY COAT SPINDLES WITH GREASE TO PREVENT RUST.
- 5) DRILL 5/16" Dia. DRAIN HOLE IN BOTTOM OF AXLE TUBE.



Parts List

| ITEM | QTY | PART NUMBER | DESCRIPTION |
|------|-----|-------------|---|
| 1 | 1 | 49539-1 | 18813.288(2.0 X 2.0 X 11 GA) X 52.97" SQ.TUBING |
| 2 | 2 | 80128 | SPINDLE 1350# FOR 1-1/16" BEARINGS |
| 3 | 2 | 12100 | SUPER LUBE GREASE ZERK |
| 4 | 2 | 10634 | NUT SPINDLE 1-14 UNS 2B 12 CASTLE |
| 5 | 2 | 10520 | WASHER FLAT SPINDLE 1IN |
| 6 | 2 | 10560 | PIN COTTER 5/32X2 ZINC |

CONFIDENTIALITY NOTICE: THIS DRAWING AND ALL INFORMATION CONTAINED WITHIN IT ARE THE PROPERTY OF TIE DOWN ENGINEERING, ATLANTA, GA 30336. ALL RIGHTS ARE RESERVED.

| | | |
|--------------------|--|--|
| Date: 8/5/2010 | Unspecified Tolerances: Fractions ± 1/32 Decimal ± .06 Decimal ± .030 Angles ± 0.25° Holes ± .008 | Tie Down Engineering 5901 Wheaton Drive Atlanta Georgia 0336 |
| Design: tprelac | | |
| Drawn: tprelac | | 2000# STRAIGHT SPRING AXLE 59.0" HUB FACE |
| Approved: | | NO SPRING CENTERS |
| | | Part No.: 49539 |
| | | Page: 1 of 1 |
| | | Rev.: 5 |