Table				
TDE P/N	CUST. P/N	HUB FACE	APPROX. OVERALL LENGTH	SPRING CENTER RANGE
49541	F68G	63.00 +/-0.25	68.00	48.00 - 53.00

REVISION HISTORY				
REV	DATE	EFFCTV.	BY	DESCRIPTION
1	5/1/2008	R.C.	TJP	MADE DRAWING ONE PAGE, ADDED OAL. LENGTH TO CHART
2	8/4/2008	R.C.	TJP	ADDED ITEMS 4.1-4.3
3	7/27/2009	R.C.	TJP	10520(45022), 10560(11001), 10634(10665)
4	12/17/2009	R.C.	TJP	CORRECTED AXLE TABLE, ADDED TOLS. TO TABLE
5	8/5/2010	R.C.	TJP	REARRANGED DIMENSIONS, CLEANED UP DRAWING

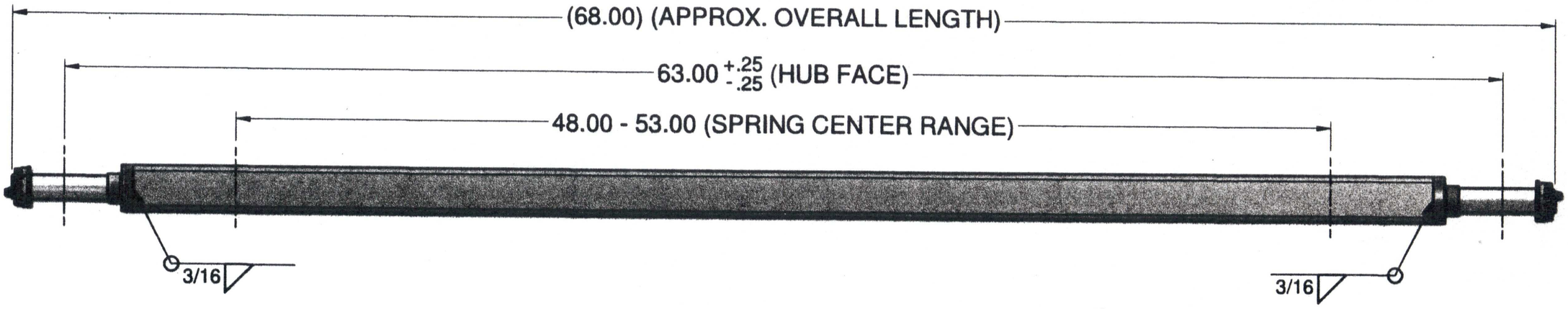

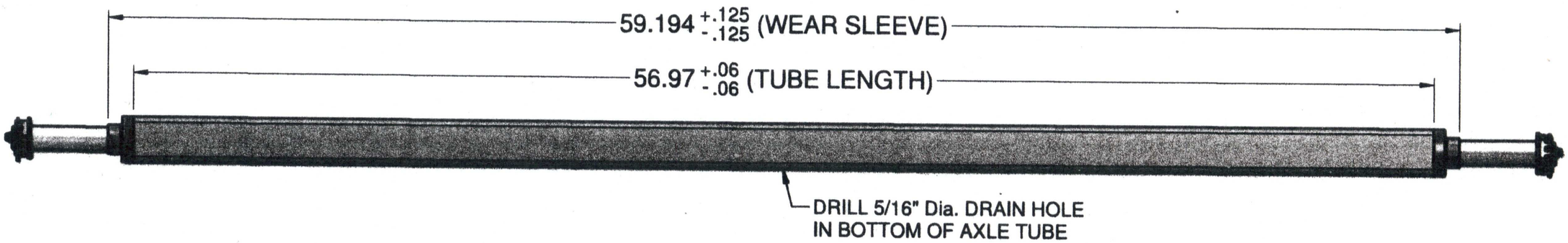

NOTES:

1) AXLE FINISH - GALVANIZED.
2) 1.0° CAMBER PER SIDE WEDLED AT SPINDLES.
3) NO SPRING HOLES.
4) LIGHTLY COAT SPINDLES WITH GREASE TO PREVENT RUST.
5) DRILL 5/16" Dia. DRAIN HOLE IN BOTTOM OF AXLE TUBE.



Parts List			
ITEM	QTY	PART NUMBER	DESCRIPTION
1	1	49541-1	18813.288(2.0 X 2.0 X 11 GA) X 56.97" SQ.TUBING
2	2	80128	SPINDLE 1350# FOR 1-1/16" BEARINGS
3	2	12100	SUPER LUBE GREASE ZERK
4	2	10634	NUT SPINDLE 1-14 UNS 2B 12 CASTLE
5	2	10520	WASHER FLAT SPINDLE 1IN
6	2	10560	PIN COTTER 5/32X2 ZINC

CONFIDENTIALITY NOTICE: THIS DRAWING AND ALL INFORMATION CONTAINED WITHIN IT ARE THE PROPERTY OF TIE DOWN ENGINEERING, ATLANTA, GA 30336. ALL RIGHTS ARE RESERVED.

Date: 8/5/2010
Design:
Drawn: tprelac
Approved:

Unspecified Tolerances:
Fractions ± 1/32
Decimal ± .06
Decimal ± .030
Angles ± 0.25°
Holes ± .008

Tie Down Engineering
5901 Wheaton Drive Atlanta Georgia 0336

2000# STRAIGHT SPRING AXLE 63.0" HUB FACE

NO SPRING CENTERS

Part No.: 49541 | Page: 1 of 1 | Rev.: 5