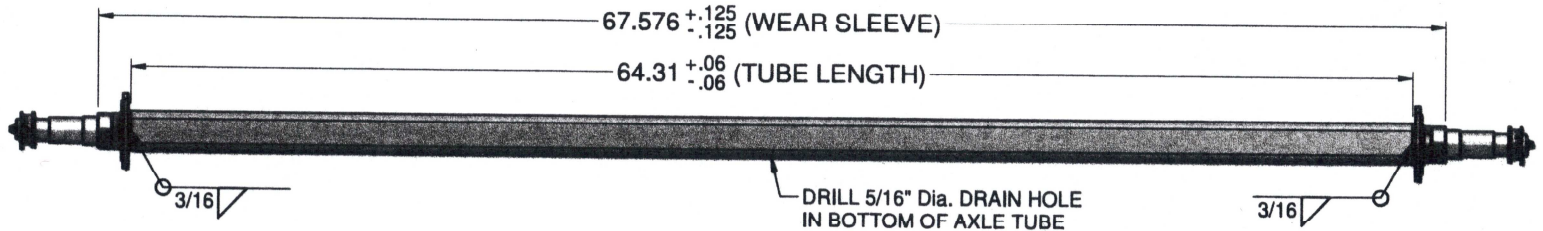
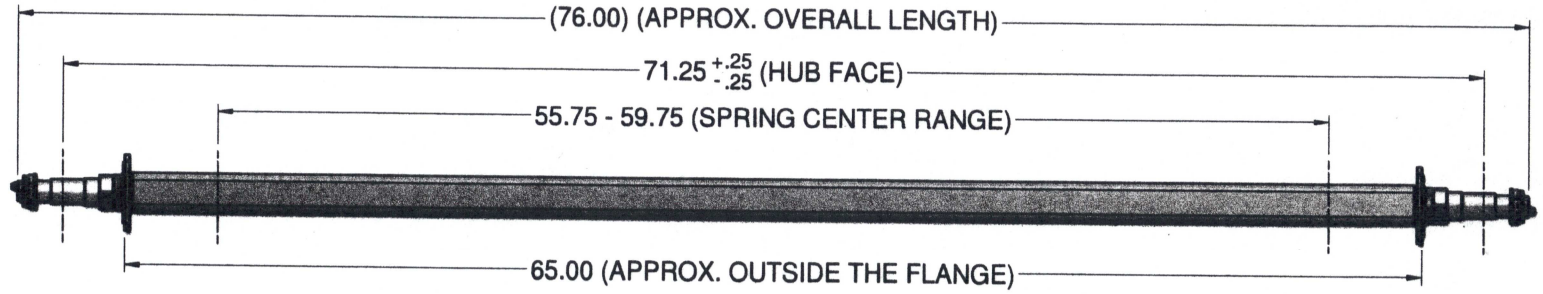


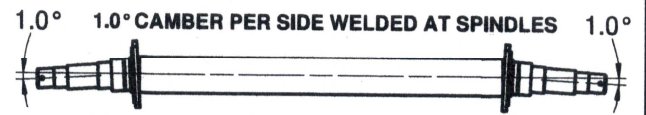
Table					
TDE P/N	CUST. P/N	HUB FACE	APPROX. OVERALL LENGTH	APPROX. OUTSIDE FLANGE	SPRING CENTER RANGE
49549	F3576G	71.25 +/-0.25	76.00	65.00	55.75 - 59.75

REVISION HISTORY				
REV	DATE	EFFCTV.	BY	DESCRIPTION
1	5/1/2008	R.C.	TJP	MADE DRAWING ONE PAGE, ADDED OAL. LENGTH TO CHART
2	8/4/2008	R.C.	TJP	ADDED ITEMS 4.1-4.3
3	7/27/2009	R.C.	TJP	10520(45022), 10560(11001), 10634(10665) ADJUSTED TUBE LENGTH FOR SPINDLE REVISION
4	8/5/2010	R.C.	TJP	REARRANGED DIMENSIONS, CLEANED UP DRAWING



NOTES:

- 1) AXLE FINISH - GALVANIZED.
- 2) 1.0° CAMBER PER SIDE WEDGED AT SPINDLES.
- 3) NO SPRING HOLES.
- 4) LIGHTLY COAT SPINDLES WITH GREASE TO PREVENT RUST.
- 5) DRILL 5/16" Dia. DRAIN HOLE IN BOTTOM OF AXLE TUBE.



Parts List			
ITEM	QTY	PART NUMBER	DESCRIPTION
1	1	49549-1	18817.240(2.0 X 2.0 X 3/16") X 64.31" SQ.TUBING
2	2	80073	1750# S/L SPINDLE w/BRAKE FLANGE
3	2	12100	SUPER LUBE GREASE ZERK
4	2	10634	NUT SPINDLE 1-14 UNS 2B 12 CASTLE
5	2	10520	WASHER FLAT SPINDLE 1IN
6	2	10560	PIN COTTER 5/32X2 ZINC

CONFIDENTIALITY NOTICE: THIS DRAWING AND ALL INFORMATION CONTAINED WITHIN IT ARE THE PROPERTY OF TIE DOWN ENGINEERING, ATLANTA, GA 30338. ALL RIGHTS ARE RESERVED.

Date: 8/5/2010	Unspecified Tolerances:	Tie Down Engineering 5901 Wheaton Drive Atlanta Georgia 0336
Design:	Fractions ± 1/32	
Drawn: tprelac	Decimal ± .06	
Approved:	Decimal ± .030	
	Angles ± 0.25°	3500# STRAIGHT SPRING AXLE 71.25" HUB FACE
	Hole ± .008	NO SPRING CENTERS
		Part No.: 49549
		Page: 1 of 1
		Rev.: 4