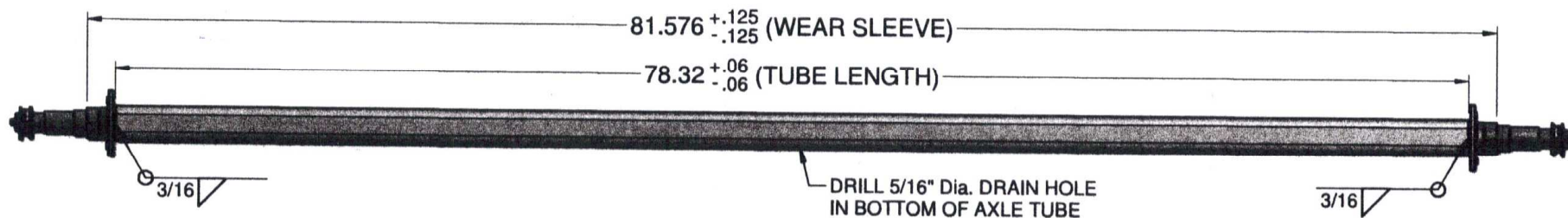
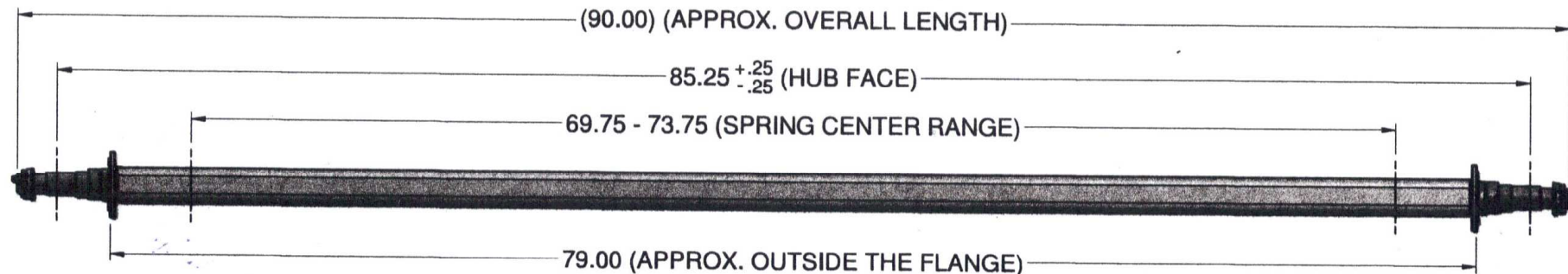


Table

| TDE P/N | CUST. P/N | HUB FACE | APPROX. OVERALL LENGTH | APPROX. OUTSIDE FLANGE | SPRING CENTER RANGE |
|---------|-----------|---------------|------------------------|------------------------|---------------------|
| 49559 | F3590G | 85.25 +/-0.25 | 90.00 | 79.00 | 69.75 - 73.75 |

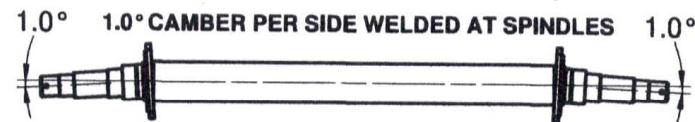
REVISION HISTORY

| REV | DATE | EFFCTV. | BY | DESCRIPTION |
|-----|-----------|---------|-----|---|
| 1 | 5/1/2008 | R.C. | TJP | MADE DRAWING ONE PAGE, ADDED OAL. LENGTH TO CHART |
| 2 | 8/4/2008 | R.C. | TJP | ADDED ITEMS 4.1-4.3 |
| 3 | 7/27/2009 | R.C. | TJP | 10520(45022), 10560(11001), 10634(10665); ADJUSTED TUBE LENGTH FOR SPINDLE CHANGE |
| 4 | 8/5/2010 | R.C. | TJP | REARRANGED DIMENSIONS, CLEANED UP DRAWING |



NOTES:

- 1) AXLE FINISH - GALVANIZED.
- 2) 1.0° CAMBER PER SIDE WEDLED AT SPINDLES.
- 3) NO SPRING HOLES.
- 4) LIGHTLY COAT SPINDLES WITH GREASE TO PREVENT RUST.
- 5) DRILL 5/16" Dia. DRAIN HOLE IN BOTTOM OF AXLE TUBE.



Parts List

| ITEM | QTY | PART NUMBER | DESCRIPTION |
|------|-----|-------------|--|
| 1 | 1 | 49559-1 | 18818.288(2.0 X 2.0 X 1/4") X 76.32" SQ.TUBING |
| 2 | 2 | 80075 | SPINDLE 1750 Lb. S/L w/BRAKE FLANGE |
| 3 | 2 | 12100 | SUPER LUBE GREASE ZERK |
| 4 | 2 | 10634 | NUT SPINDLE 1-14 UNS 2B 12 CASTLE |
| 5 | 2 | 10520 | WASHER FLAT SPINDLE 1IN |
| 6 | 2 | 10560 | PIN COTTER 5/32X2 ZINC |

CONFIDENTIALITY NOTICE: THIS DRAWING AND ALL INFORMATION CONTAINED WITHIN IT ARE THE PROPERTY OF TIE DOWN ENGINEERING, ATLANTA, GA 30336. ALL RIGHTS ARE RESERVED.

| | | |
|--------------------|--|--|
| Date: 8/5/2010 | Unspecified Tolerances: Fractions ± 1/32 Decimal ± .06 Angles ± 0.25° Holes ± .008 | <p>Tie Down Engineering 5901 Wheaton Drive Atlanta Georgia 0336</p> |
| Design: tprelac | <p>3500# STRAIGHT SPRING AXLE 85.25" HUB FACE</p> <p>NO SPRING CENTERS</p> | |
| Approved: | Part No.: 49559 | Page: 1 of 1 |
| | | Rev.: 4 |