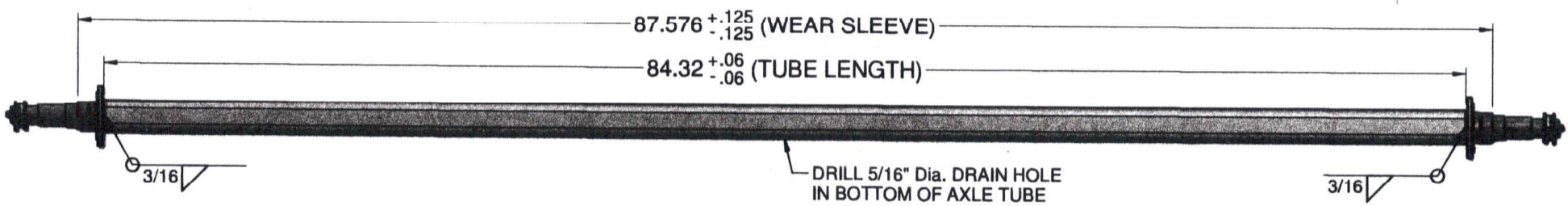
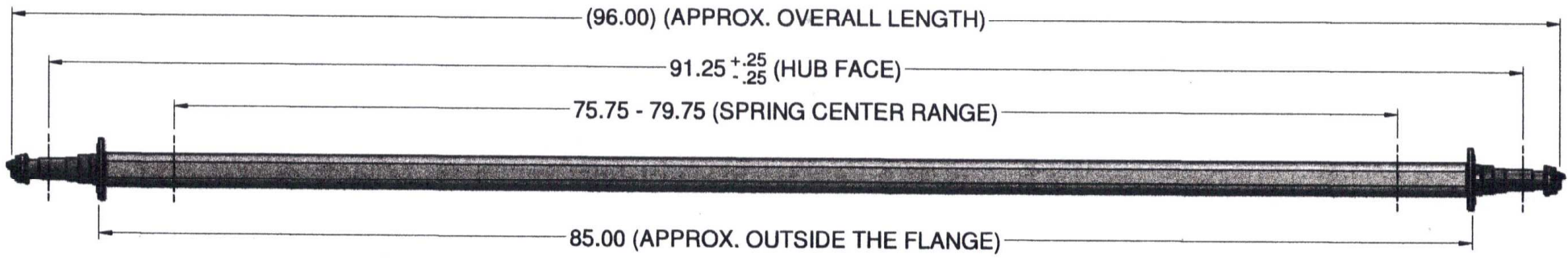


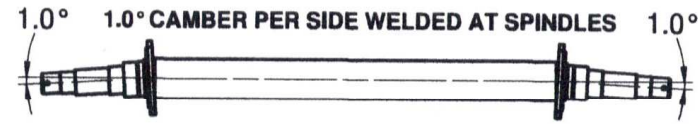
Table					
TDE P/N	CUST. P/N	HUB FACE	APPROX. OVERALL LENGTH	APPROX. OUTSIDE FLANGE	SPRING CENTER RANGE
49561	F3596G	91.25 +/-0.25	96.00	85.00	75.75 - 79.75

REVISION HISTORY				
REV	DATE	EFFCTV.	BY	DESCRIPTION
1	5/1/2008	R.C.	TJP	MADE DRAWING ONE PAGE, ADDED OAL. LENGTH TO CHART
2	8/4/2008	R.C.	TJP	ADDED ITEMS 4.1-4.3
3	7/27/2009	R.C.	TJP	10520(45022), 10560(11001), 10634(10665); ADJUSTED TUBE LENGTH FOR SPINDLE CHANGE
4	8/5/2010	R.C.	TJP	REARRANGED DIMENSIONS, CLEANED UP DRAWING



NOTES:

- 1) AXLE FINISH - GALVANIZED.
- 2) 1.0° CAMBER PER SIDE WEDLED AT SPINDLES.
- 3) NO SPRING HOLES.
- 4) LIGHTLY COAT SPINDLES WITH GREASE TO PREVENT RUST.
- 5) DRILL 5/16" Dia. DRAIN HOLE IN BOTTOM OF AXLE TUBE.



Parts List			
ITEM	QTY	PART NUMBER	DESCRIPTION
1	1	49561-1	18818.288(2.0 X 2.0 X 1/4") X 84.32" SQ.TUBING
2	2	80075	SPINDLE 1750 Lb. S/L w/BRAKE FLANGE
3	2	12100	SUPER LUBE GREASE ZERK
4	2	10634	NUT SPINDLE 1-14 UNS 2B 12 CASTLE
5	2	10520	WASHER FLAT SPINDLE 1IN
6	2	10560	PIN COTTER 5/32X2 ZINC

CONFIDENTIALITY NOTICE: THIS DRAWING AND ALL INFORMATION CONTAINED WITHIN IT ARE THE PROPERTY OF TIE DOWN ENGINEERING, ATLANTA, GA 30336. ALL RIGHTS ARE RESERVED.

Date: 8/5/2010	Unspecified Tolerances: Fractions ± 1/32 Decimal ± .06 Angles ± 0.25° Holes ± .008	Tie Down Engineering 5901 Wheaton Drive Atlanta Georgia 0336
Design:		
Drawn: tprelac	3500# STRAIGHT SPRING AXLE 91.25" HUB FACE	
Approved:	NO SPRING CENTERS	
Part No.: 49561		Page: 1 of 1 Rev.: 4