

# attwood®

## Winch Strap

11136, 11137, 11138 cut-end  
11141, 11147, 11153 loop-end  
11133, 11135, 11131 tail-end  
11140 (PWC loop-end)  
11129 (PWC tail-end)


### Installation Instructions

Form Number 19690R Rev. A

98-08

*Attwood marine hardware, navigational lighting, bilge pumps, and other marine accessories are specified more than any other brand by America's best-known boat manufacturers as original equipment. Look to Attwood for quality replacement parts and marine accessories.*

### SAVE THESE INSTRUCTIONS



### Rating

FOR WINCHES RATED UP TO 2,000 POUNDS MAXIMUM. These winch straps can be used on winches rated up to 2,000 pounds. In order to maintain the proper rating for the trailer winch, DO NOT install these straps on winches rated above 2,000 pounds.

### CAUTION:

Winch straps are used to launch and retrieve boats to and from trailers only. Never have less than four full wraps of the strap around the winch drum when launching or retrieving the boat. Never use winch or winch strap for any other purpose than those for which they were designed. Failure to do so may result in product damage or personal injury.

Before each use, check the strap for proper retention in the winch and for any signs of fraying. Make sure there are no sharp edges in contact with the winch strap. Be sure the hook is in proper working order and the stitching is not unraveled. Replace the strap if any of these conditions exist.

When trailering, secure the front of the boat to the trailer with a safety chain or tie-down strap, together with the winch strap. Do not depend on only the winch strap to hold the bow of the boat on the trailer. Secure the stern of the boat to the trailer with gunwale or transom straps. Check the tightness of all retention straps within the first few miles of your trip.

Be sure the winch strap is kept dry and clean during storage.

### INSTALLATION

#### CAUTION:

Prior to installing the new strap, remove the old cable, rope or strap and be sure the winch is in good working order with no exposed sharp edges.


#### Tail-end straps:

Insert tail-end of strap through the holes in the side of the winch drum.

#### Cut-end straps:

Fold the cut-end of the strap and insert it through the holes in the side of the winch drum (See Fig. 1).

Figure 1

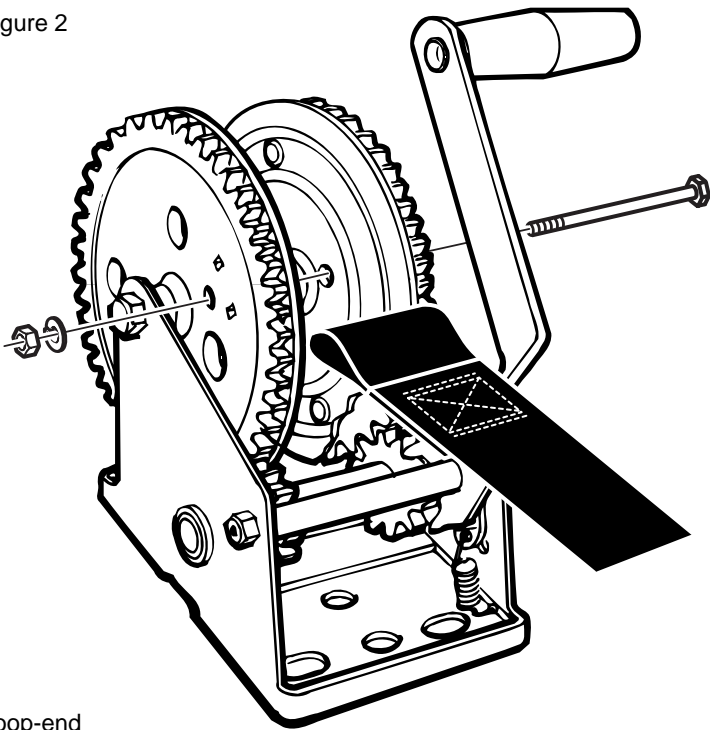


Start the strap in the first hole inside of winch drum, then out and into the next hole. The strap must be threaded into at least two holes—four is best. If no holes are in the side of the drum you must drill a minimum of two 1/2" holes to attach strap.

### Loop-end straps:

For this strap style, it is necessary to have a 3/8" bolt with locknut installed in the winch drum. (See Fig. 2).

Figure 2




Loop-end

If drum does not have holes, you will need to drill one hole on each drum side, 3/8" in diameter. The holes should be on center to each other and 1/8" out from the center shaft. Check the position of the holes before drilling to make sure there is no interference with the bolt head or locknut when the winch drum is rotating.

Install the bolt through on sides of the winch, through the loop-end of the strap and out the other side of the winch. Install and tighten the nut (do not overtighten).

For all strap types, make four full wraps of the strap around the winch drum before retrieving the boat. (See Fig. 3).

Figure 3



Cut-end and Tail-end

### ATTWOOD LIMITED WARRANTY

ATTWOOD CORPORATION, 1016 North Monroe, Lowell, Michigan 49331 ("Attwood") warrants to the original consumer purchaser that Attwood brand products will be free from defects in materials and workmanship under normal use and service for one year from the date of original consumer purchases.

This limited warranty is not applicable if the product has been damaged by accident, improper installation, unreasonable or improper use, lack of proper maintenance, unauthorized repairs or modifications, normal wear and tear, or other causes not arising out of defects in materials or workmanship.

Attwood products are warranted for use on pleasure boats. Any other use — including but not limited to commercial, racing, or non-marine use — are not covered under this warranty. Attwood's obligation under this warranty is limited to repair of the product at Attwood's plant or replacement of the products at Attwood's option without expense to the original consumer purchaser. Any expenses involved in the removal, reinstallation or transportation of the product are not covered by this warranty.

The product must be returned to Attwood's plant at the address above, postage prepaid, and insured with proof of original purchase including date. If Attwood is unable to replace the product and repair is not commercially practical or cannot be timely made, or if the original consumer purchaser is willing to accept a refund in lieu of repair or replacement, Attwood may refund the purchase price, less an amount for depreciation. The acceptance by Attwood of any product returned or any refund provided by Attwood shall not be deemed an admission that the product is defective or in violation of any warranty. Products that are replaced or for which a refund is issued become the property of Attwood.

**THIS WARRANTY IS ATTWOOD'S ONLY EXPRESS WARRANTY OF THIS PRODUCT. NO IMPLIED WARRANTY SHALL EXTEND BEYOND ONE (1) YEAR FROM THE DATE OF ORIGINAL CONSUMER PURCHASE. ATTWOOD SHALL NOT BE LIABLE FOR ANY DAMAGES FOR LOSS OF USE OF THIS PRODUCT, NOR FOR ANY OTHER INCIDENTAL OR CONSEQUENTIAL DAMAGES, COSTS OR EXPENSES.**

Some states do not allow limitations on how long an implied warranty lasts or the exclusion or limitation of incidental or consequential damages, so the above limitations and exclusions may not apply to you. This warranty gives you specific legal rights, and you may have other rights which vary from state to state.