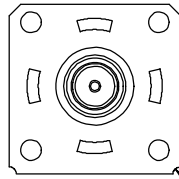
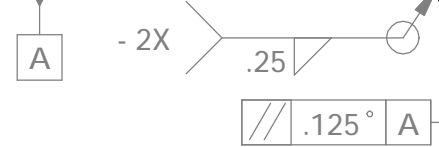
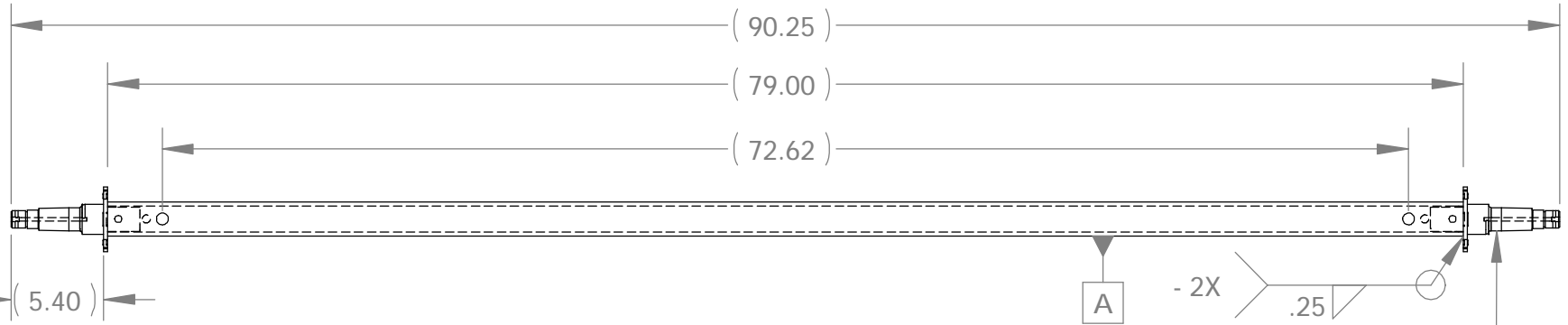
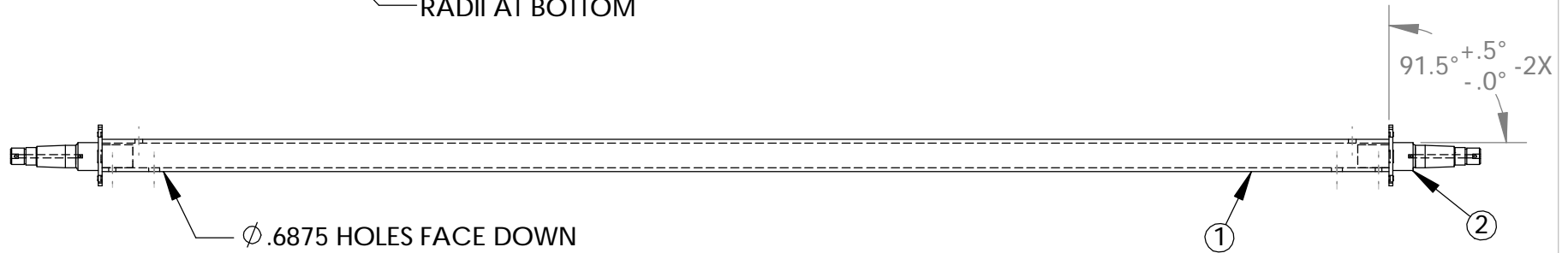


ITEM NO.	PART NUMBER	DESCRIPTION	QTY.
1	100-01458	AXLE TUBE	1
2	218-00013	SPINDLE W/FLANGE	2

SIDE VIEW



RADI AT BOTTOM



NOTES:
1.) CAPACITY: 3750#

ALL DIMENSIONS ARE IN INCHES
UNLESS OTHERWISE STATED
TOLERANCES EXCEPT AS NOTED
DECIMALS:
.X ±0.100
.XX ±0.060
.XXX ±0.030
.XXXX ±0.010
ANGLES:
±1°
ALL FORMED ANGLES
EQUAL 90° UNLESS
NOTED OTHERWISE
() INDICATES REFERENCE

THE INFORMATION IN THIS DRAWING IS THE SOLE
PROPERTY OF KARAVAN TRAILERS, INC. ANY
REPRODUCTION IN PART OR WHOLE WITHOUT
THE WRITTEN PERMISSION OF KARAVAN TRAILERS,
INC. IS PROHIBITED.
APPROVED BY:

DRAWN BY:
AMY L. THOMAS
DATE:
07-19-00
SHEET:
1 OF 1
SCALE:
N/A

KARAVAN

TRAILERS
TITLE:
AXLE WELDMENT
MAT'L:
SEE B.O.M.
FINISH:
-ZN
DWG. #:
300-01134-D

DWG. REV.	ECR/NDR NUMBER	REVISED BY	DATE	DESCRIPTION
D/4	13824	CTH	04-21-08	ADDED PARALLEL GEOMETRIC TOLERANCE; REMOVE TOE-IN NOTE
D/3	14236	MJH	01-03-08	ADDED ANGLE TOLERANCE

First Piece - In Process Inspection Sheet

Vendor _____

Description: **Axle Weldment**

Part # **300-01134**

Rev. **D/4**

QA Approval: K. Baumhardt

JOB# _____

Characteristic	Tol.	Method	Freq.	1st Piece	A/R	2	A/R	3	A/R	4	A/R	5	A/R	6	A/R	7	A/R	Inspected By:	
91.5° - 2X	+ .5° - .0°	Protractor	1:25																1 /
Use C132 - 2X	NA	Visual	Every piece																2 /
Welded per print	NA	Visual	Every piece																3 /
Remove all visible weld splatter, every piece	NA	Visual	Document 4x per shift																4 /
																			5 /