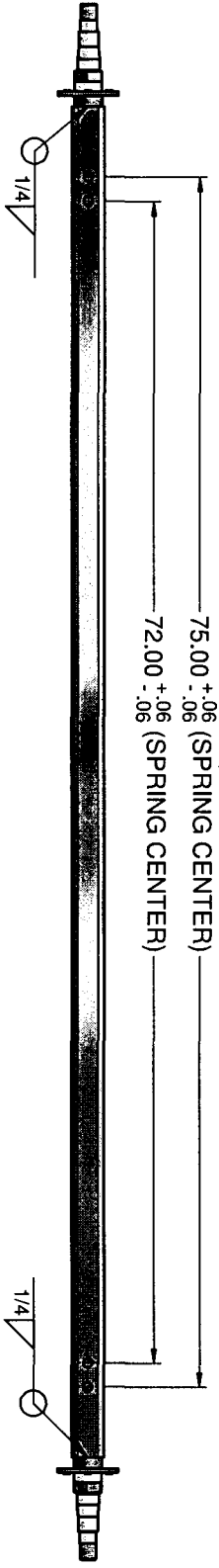

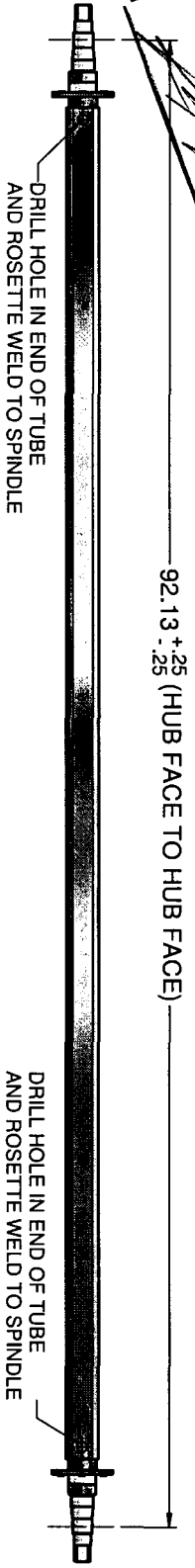


REVISION HISTORY			
REV	DATE	EFFECTV. BY	DESCRIPTION
6	10/15/2008	R.C.	TJP ADDED 72.0" SPRING CENTERS SEE 46125-R5 FOR PREVIOUS REVISIONS

Camber Is 2.0 Degrees per Side
Approved
10/15/08



NOTES:

- 1) AXLE FINISH - GALVANIZED.
- 2) ~~1° CAMBER PER SIDE.~~
- 3) DRILL HOLES IN ENDS OF TUBE AND ROSETTE WELD SPINDLE TO TUBE.

Parts List		
ITEM	QTY	PART NUMBER DESCRIPTION
1	1	46125-1 2.0 X 2.0 X 1/4 SQ. X 83.75 TUBE (TDE18818,288G)
2	2	80075 1875# S/L SPINDLE W/BRAKE FLANGE

CONFIDENTIALITY NOTICE: THIS DRAWING AND ALL INFORMATION CONTAINED WITHIN IT ARE THE PROPERTY OF TIE DOWN ENGINEERING, ATLANTA, GA. 30336. ALL RIGHTS ARE RESERVED.

Tie Down Engineering
 5901 Wheaton Drive Atlanta Georgia 0336

Date: 10/15/2008
 Design: Unspecified
 Drawn: Fractions \pm 1/32
 Tolerances: Decimal \pm .06
 Approved: tyrelac
 Holes \pm .008

Part Name: 5300# STRAIGHT SPRING AXLE 92.125" HUB FACE
 Material: 720 & 75.0" SPRING CENTERS w/ S/L SPINDLES
 Part No.: 46125 Page: 1 of 1 Rev.: 6