



**Phoenix™ USA, Inc.**

**HEAVY DUTY D.O.T.Liner®**

with Stud Extenders

### **Packing List**

<ul style="list-style-type: none"><li>• 2 - Front wheel simulators</li><li>• 2 - Rear wheel simulators</li><li>• 8 - Right hand 20mm jam nuts (30 ↓)*</li><li>• 8 - Right hand 22mm jam nuts(33Short↓/ 33Tall↓)**</li></ul>	<ul style="list-style-type: none"><li>• 8 - Jam nut covers</li><li>• 2 – Pop Out Center Cap</li><li>• 4 - Center hub logos</li><li>• 1 - Installation tool</li></ul>
---	--

\* 20mm jamnuts come in NH8490 sets.

\* \* 22mm jamnuts come in NH8492 sets.

## **INSTALLATION INSTRUCTIONS**

Note: This system can be installed with the installation tool provided. No other tools are necessary. Do not use power tools for installation. Phoenix™ recommends storing the tool with the vehicle's tire tool for future use.

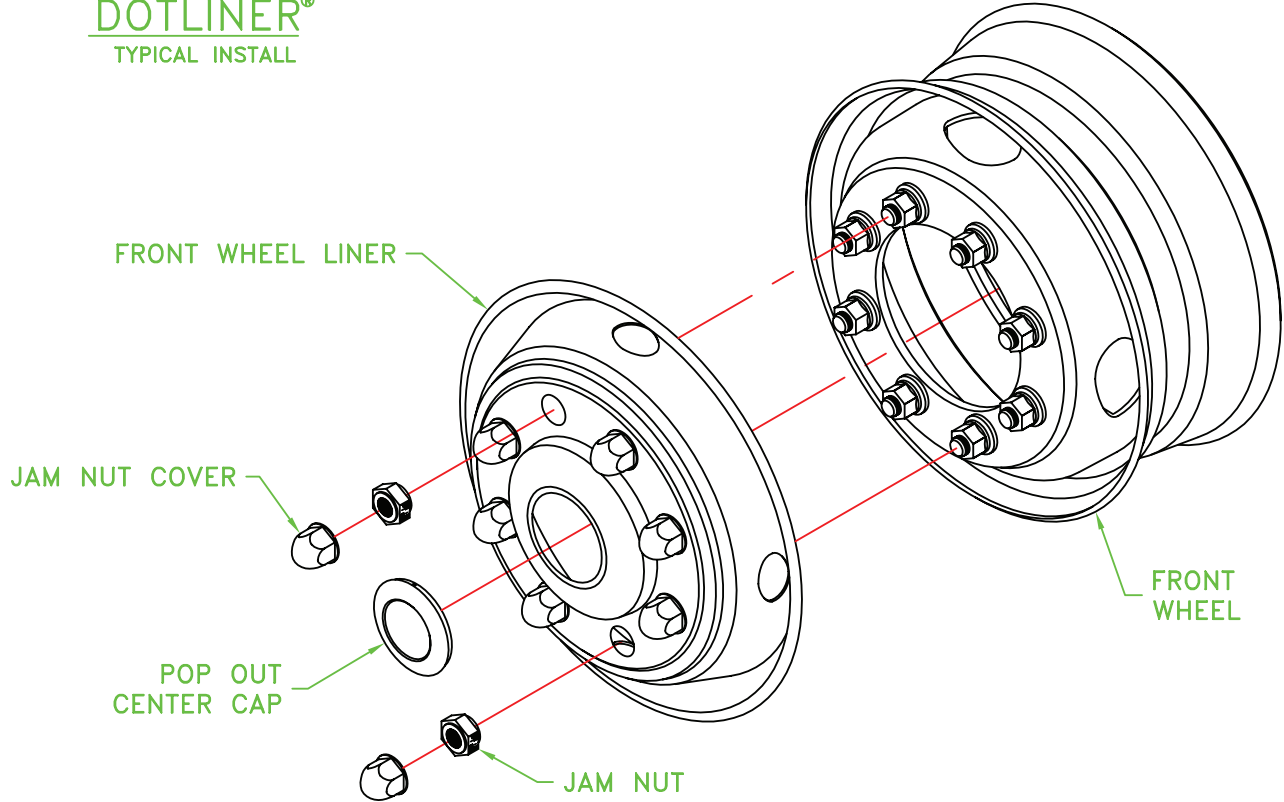
### **Assembly Drawings on Back**

1. Do not remove the original equipment lug nuts.
2. Test fit the simulator to determine correct placement required for proper valve stem, stud hole and hand hole alignment.
3. Install Simulator using the included jam nuts. Thread jam nuts onto exposed stud. Be sure to install jam nut so that the correct alignment shoulder is used:  
(Ford, GM = 30 ↓ / International = 33 SHORT ↓ / FreightLiner = 33 TALL ↑)
4. Use the included tool to tighten jam nuts.
5. Install jam nut covers over the jam nuts.
6. Complete the wheel simulator installation by applying hub center emblem.
7. Repeat steps 2 through 7 for installation of the other wheel and axle covers.

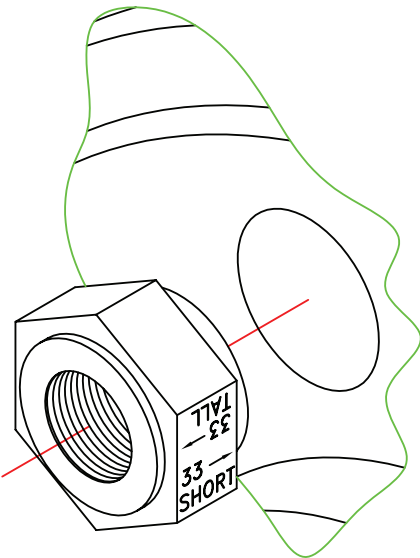
#### **Phoenix USA, Inc. Wheel Simulator Limited Warranty**

Phoenix USA, Inc. warrants the stainless steel wheel simulators it markets to be free from manufacturing defects for a period of 3 years from initial sale to the initial purchaser. Any potential claim should be initiated by contacting the warranty department at Phoenix USA, Inc. to request a Returned Goods Authorization number so that the defective item only can be returned to Phoenix USA, Inc. for inspection and evaluation. If it is determined that the part in question was, in fact, defective, the defective part will be replaced at no charge. Note: Phoenix USA, Inc. Stainless Steel Wheel Simulator products are protected under one or more of the following Patents: #4,932,724; #5,096,263; #5,193,884; #5,205,614; #5,205,616; #5,277,478; #5,286,093; #5,645,324; #5,669,672; #5,676,430; #5,695,257; #5,722,735; other patents pending.

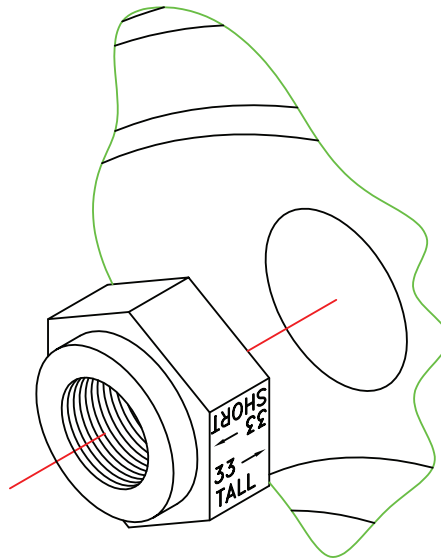
# DOTLINER® TYPICAL INSTALL



## INTERNATIONAL



## 1996-CURRENT FREIGHTLINER



## FORD, GM

### 1995-EARLIER FREIGHTLINER

