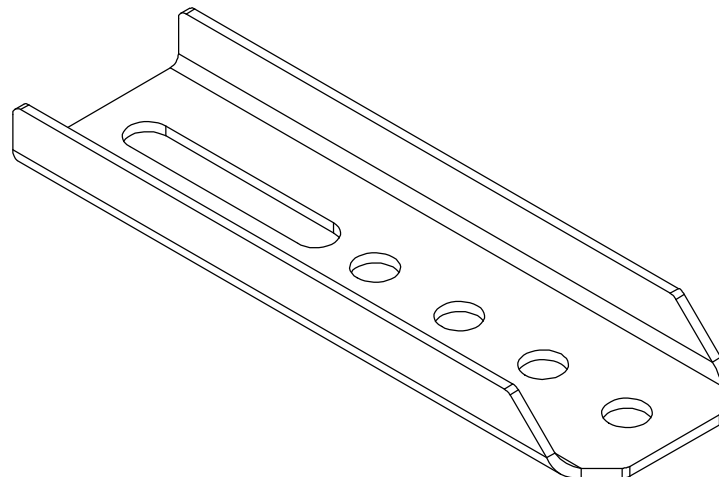
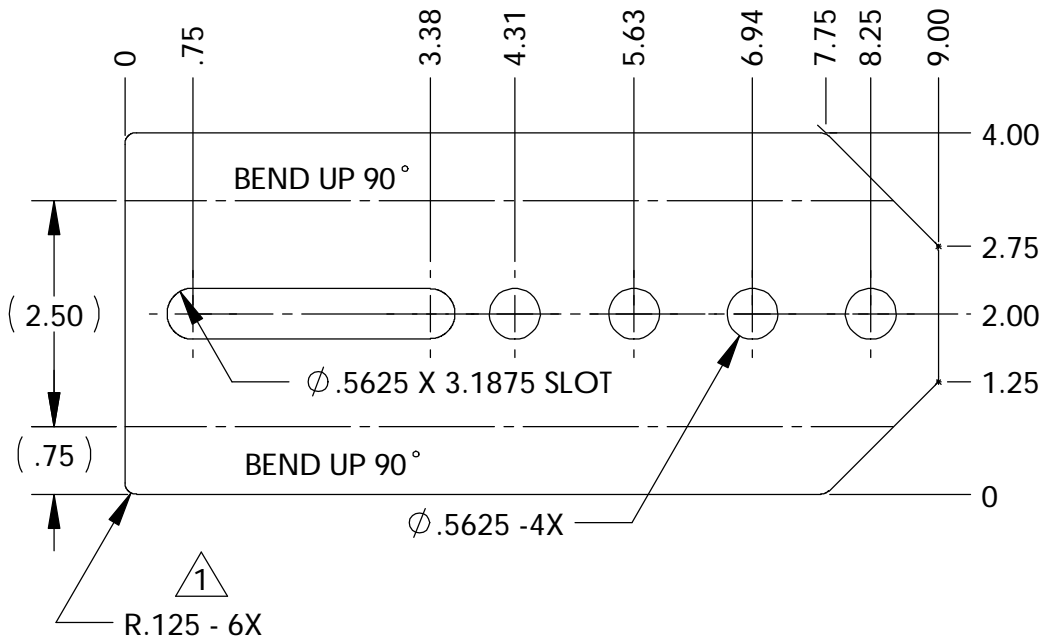
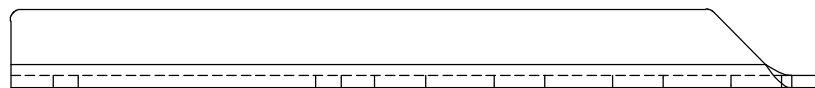
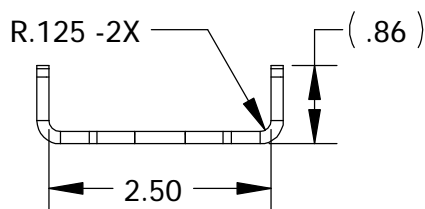


FLAT VIEW



FORMED VIEWS



NOTES:

① RADIUS OR SQUARE CORNERS ACCEPTABLE

ALL DIMENSIONS ARE IN INCHES
UNLESS OTHERWISE STATED
TOLERANCES EXCEPT AS NOTED
DECIMALS:
.X ±0.100
.XX ±0.060
.XXX ±0.030
.XXXX ±0.010
ANGLES:
±1°
ALL FORMED ANGLES
EQUAL 90° UNLESS
NOTED OTHERWISE
() INDICATES REFERENCE

THE INFORMATION IN THIS DRAWING IS THE SOLE
PROPERTY OF KARAVAN TRAILERS, INC. ANY
REPRODUCTION IN PART OR WHOLE WITHOUT
THE WRITTEN PERMISSION OF KARAVAN TRAILERS,
INC. IS PROHIBITED.

APPROVED BY: ---
DRAWN BY: ---
DATE: 02-27-96
SHEET: 1 OF 1
SCALE: N/A

KARAVAN

TRAILERS

TITLE: BUNK BRACKET 9" ADJ

MAT'L: 10GA H.R.P.O. SHEET

FINISH: - GL, - ZN

DWG. #: 100-00015

DWG. REV.	ECR/NDR NUMBER	REVISED BY	DATE	DESCRIPTION
E/2	14044	DLC	12-19-07	UPDATED DRAWING
E/1	14150	KDB	06-27-07	ADDED CORNER NOTE, FILLETED CORNERS

First Piece - In Process Inspection Sheet

Vendor _____

Description: **Adj. Bunk Bracket**

Part # **100-00015**

Rev. **E/2**

QA Approval: D. Dray

JOB# _____

Characteristic	Tol.	Method	Freq.	1st Piece	A/R	2	A/R	3	A/R	4	A/R	5	A/R	6	A/R	7	A/R	Inspected By/Date:	
LASER																			1 /
10 GA.	.126- .142	Mic.	1st Piece																2 /
H.R.P.O.	NA	Visual	1st Piece																3 /
4.00	± .060	Caliper	1st Piece																4 /
9.00	± .060	Caliper	1st Piece																5 /
Match to Template	NA	Visual	1:200																6 /
FORM																			7 /
2.50	± .060	Caliper	1:50																
R.125 - 2X	NA	Radius Gauge	1st Piece																
Inspect parts for scratches, dents, gouges, etc.	NA	Visual	Every piece																
No slugs left in lasered holes.	NA	Visual	Every piece																