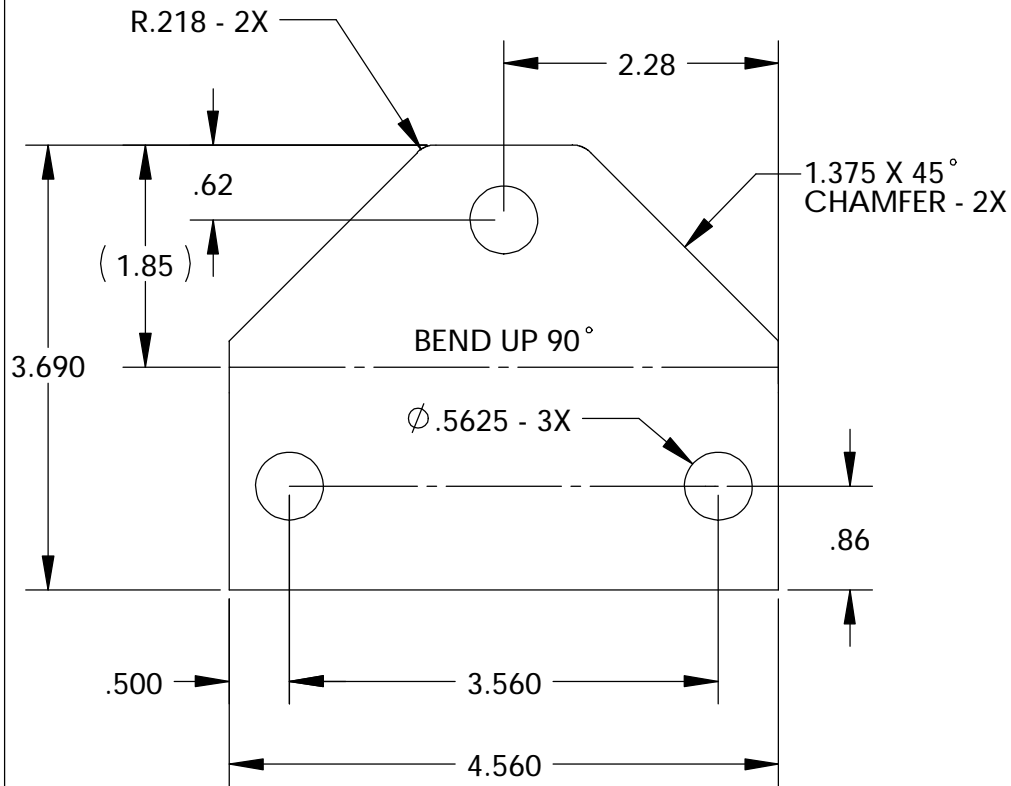
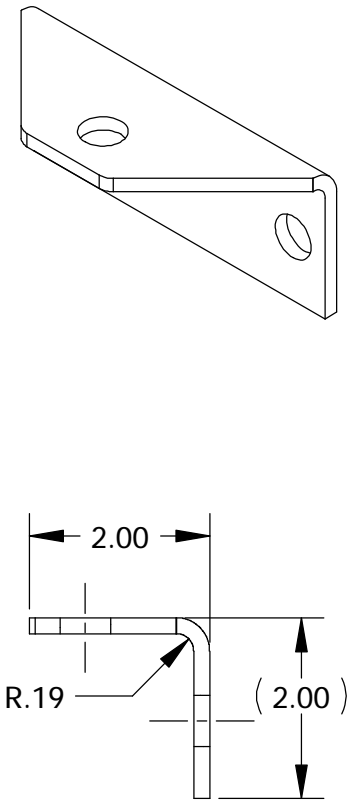
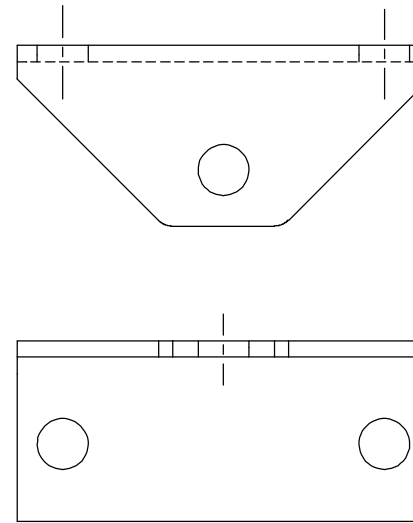


FLAT VIEW



FORMED VIEWS



ALL DIMENSIONS ARE IN INCHES
UNLESS OTHERWISE STATED
TOLERANCES EXCEPT AS NOTED
DECIMALS:

.X ±0.100
.XX ±0.060
.XXX ±0.030
.XXXX ±0.010

ANGLES:
±1°

ALL FORMED ANGLES
EQUAL 90° UNLESS
NOTED OTHERWISE

() INDICATES REFERENCE

THE INFORMATION IN THIS DRAWING IS THE SOLE
PROPERTY OF KARAVAN TRAILERS, INC. ANY
REPRODUCTION IN PART OR WHOLE WITHOUT
THE WRITTEN PERMISSION OF KARAVAN TRAILERS,
INC. IS PROHIBITED.

APPROVED BY:

DRAWN BY:

DATE:

02-07-97

SHEET:

1 OF 1

SCALE:

N/A

KARAVAN
TRAILERS

TITLE:

BUNK BRACKET
(2.00" PIVOT)

MAT'L:

7GA H.R.P.O. SHEET

FINISH:

-ZN

DWG. #:

100-00014

J/1	14044	DLC	12-20-07	UPDATED DRAWING
J	13680	PCS	07-26-06	4.560 WAS 5.06; .500 WAS .75; 2.28 WAS 2.53
DWG. REV.	ECR/NDR NUMBER	REVISED BY	DATE	DESCRIPTION

First Piece - In Process Inspection Sheet

Vendor _____

Description: **Bunk Pivot Bracket**

Part # **100-00014**

Rev. **J/1**

QA Approval: K. Boomsma

JOB# _____

Characteristic	Tol.	Method	Freq.	1st Piece	A/R	2	A/R	3	A/R	4	A/R	5	A/R	6	A/R	Last piece	A/R	Inspected By/Date:	
LASER																			
7 GA.	.171 - .187	Mic.	1st/Last Piece															1	/
H.R.P.O.	NA	Visual	1st/Last Piece															2	/
4.560	±. 030	Caliper	1st/Last Piece															3	/
3.690	±. 030	Caliper	1st/Last Piece															4	/
FORM																			
2.00	± .060	Caliper	1:100															5	/
90°	±1°	Protractor	1:100															6	/
R.19	NA	Radius Gauge	1st/Last Piece															7	/
Inspect parts for scratches, dents, gouges, etc.																			
No slugs left in lasered holes.																			