

RV/ Trailer
Heavy Duty
Propane Tank
Cover
 with UV inhibitors

Functional design provides easier access to tanks and changeover regulator.

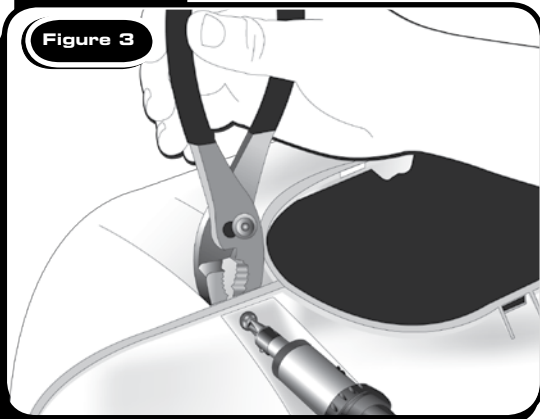
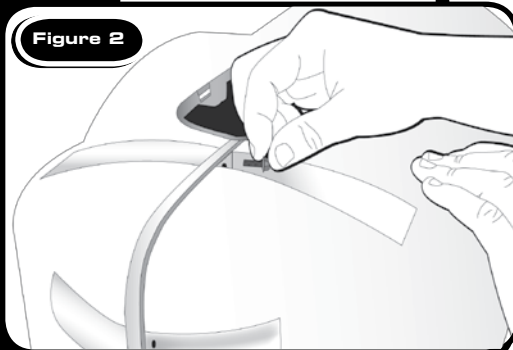
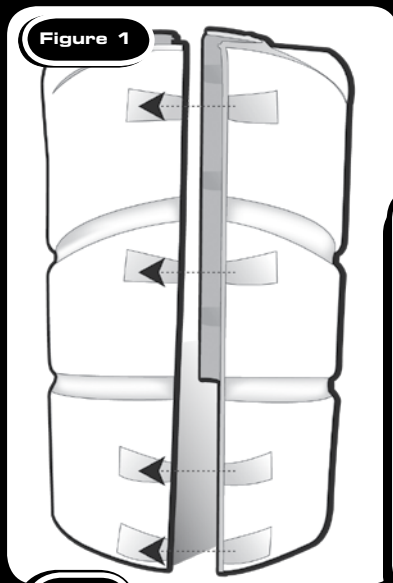
Camco's RV Propane Tank Cover is designed to protect your propane tanks from road debris and dirt while streamlining the look of you RV. Fits 20 lb. steel double tanks.

Custom molded UV stabilized polypropylene offers premium protection from the sun's damaging rays.

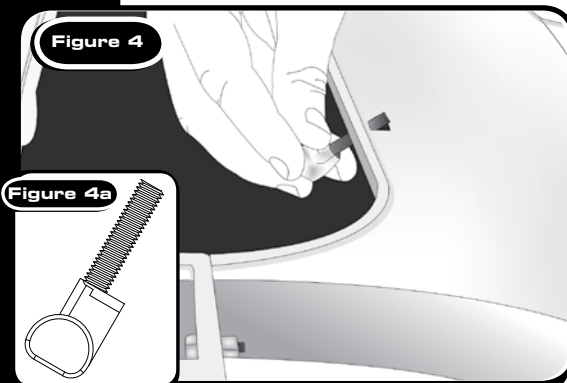
Assembly Instructions

Always follow all safety rules when dealing with propane. Keep all valves closed when not in use, and keep tanks and valves in good working order. Inspect frequently.

1 Assemble tank halves together, aligning the holes and using the screws and locknuts provided. Do not over tighten. (See Figures 1, 2 and 3).



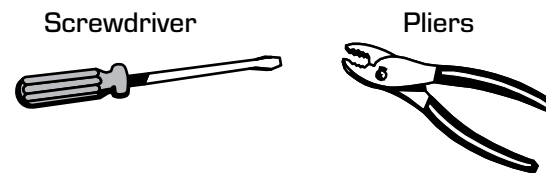
2 From the underside of the cover push a threaded fitting through each rectangular hole on one cover half only, until the fitting snaps into place, as shown in Figure 4. Ensure threaded fitting is inserted correctly. (See Figure 4a). Screw the knobs on the threaded fittings just enough to catch.



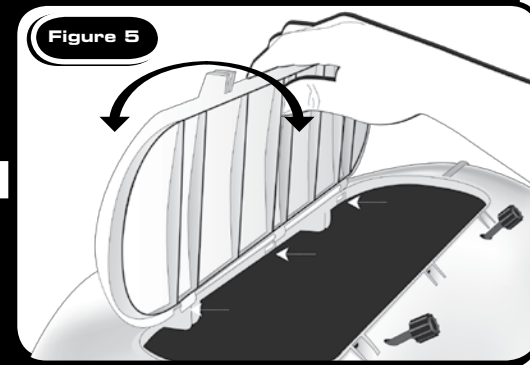
Materials:

Cover halves.....	2
Lid.....	1
Threaded fittings with knobs.....	2
8 - 32 x 1/2" screws.....	12
8 - 32 locknuts.....	12

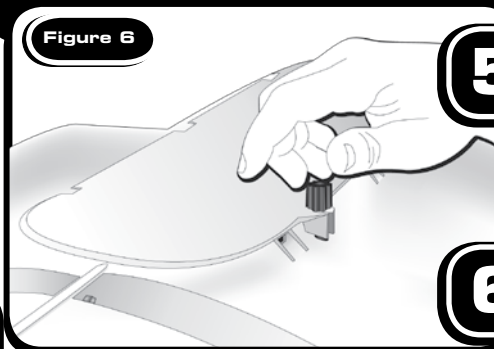
Tools Required for Assembly:



3 Align the three hinge brackets on the lid to the three hinge bars on the cover half opposite the knobs and carefully snap the lid into place. Check that the lid opens/closes freely. (See Figure 5).



4 Close the lid, swing up the knobs/threaded fittings into the locking slots on the lid and tighten knobs. (See Figure 6). Do not overtighten.



5 With the two knobs facing you, slide assembled cover over propane tanks. The molded-in locking bar will snap into place.

6 A shock cord (not included) may be used under tanks for added security. A tab with hole is molded into the bottom of each cover half for this purpose.

If you have any questions please call our customer service line at: 1-800-334-2004
 Camco Manufacturing, Inc. • 121 Landmark Drive, Greensboro, NC 27409 • www.camco.net

