

FLEET ENGINEERS


1800 EAST KEATING AVENUE
MUSKEGON, MI 49442
PH: 1-800-333-7890 • F: 231-777-2720

Installation Sheet #INS-01018

Back of Cab Tire Carrier Installation Instructions

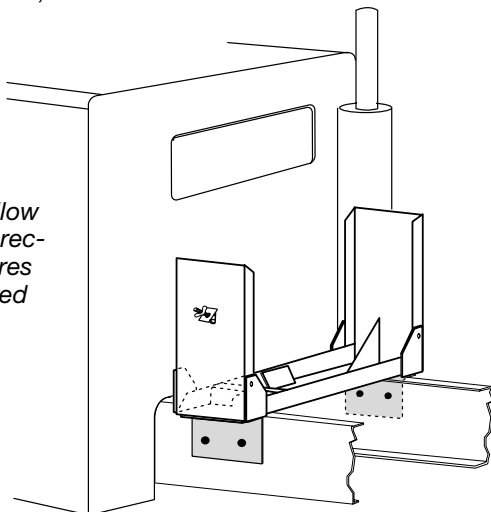
1. Position the tire carrier on the frame rails behind the truck cab. Make sure there is adequate clearance for the tire and handling equipment. Try to keep the tire carrier centered over the frame rails.

NOTE: Mounting brackets and hardware are not supplied. Mounting brackets may be fabricated from suitable size angle or plate steel. (1/4" minimum thickness is recommended) or use Fleet Engineers' Universal Mounting Adapter (2 required, part number 033-00374)



2. Locate the mounting brackets on the frame and tire carrier. Spot any existing holes in the frame on the mounting bracket. Remove the mounting bracket and drill clearance holes in it for suitable hardware (minimum of two 1/2" Grade 8 bolts per bracket is recommended) If no existing holes in the frame are useable, some will have to be drilled.

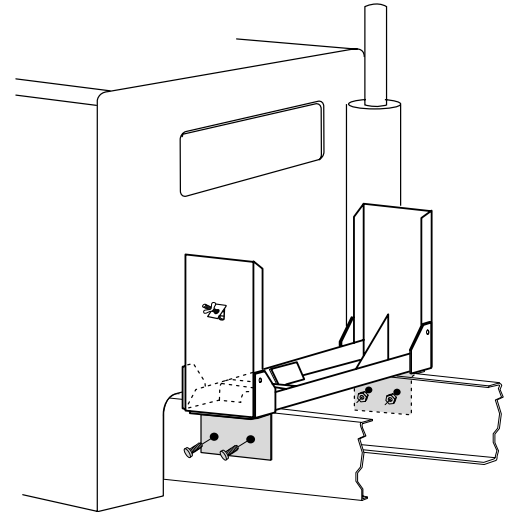
NOTE: Be sure to follow truck manufacturers recommended procedures for drilling any required holes in frame.



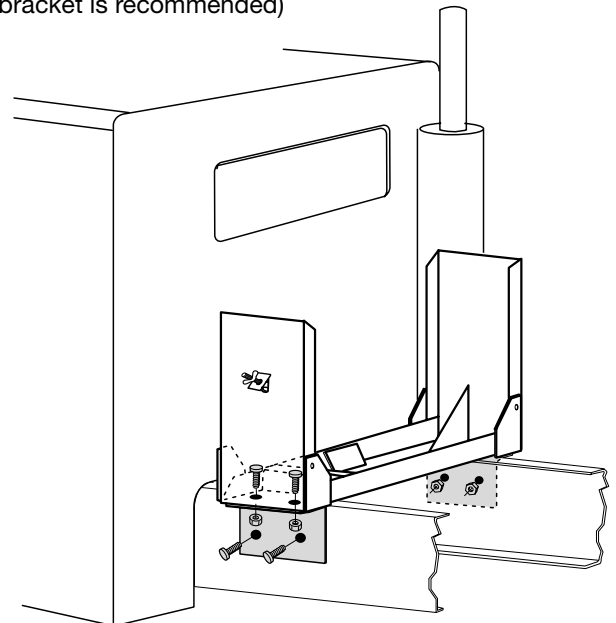
NOTE: These instructions for mounting back of cab tire carriers are intended to be a general guide to help the installer. Because of the large number of possible mounting configurations, the installer is responsible for the installation design and for providing adequate clearance around the tire carrier (i.e. tire clearance, trailer clearance, etc.)

This product may not fit all truck models or types of cabs. Check truck manufacturer for specifications. Modifications to the carrier may be required. Any modifications are at the discretion, responsibility and risk of the installer.

3. Fasten the mounting brackets to the truck frame. Now mark the mounting brackets position on the tire carrier.



4. Fasten the mounting brackets to the tire carrier by welding or drilling holes and bolting. (Minimum of two 1/2" Grade 8 Bolts per bracket is recommended)



5. Torque all bolts to recommended specifications.

*NOTE: the tire carrier may be mounted on top of a safety service deck, but the tire carrier mounting brackets **must be fastened to the truck frame.***