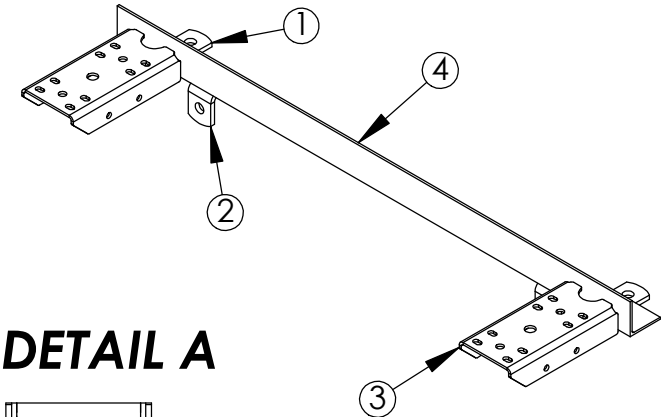
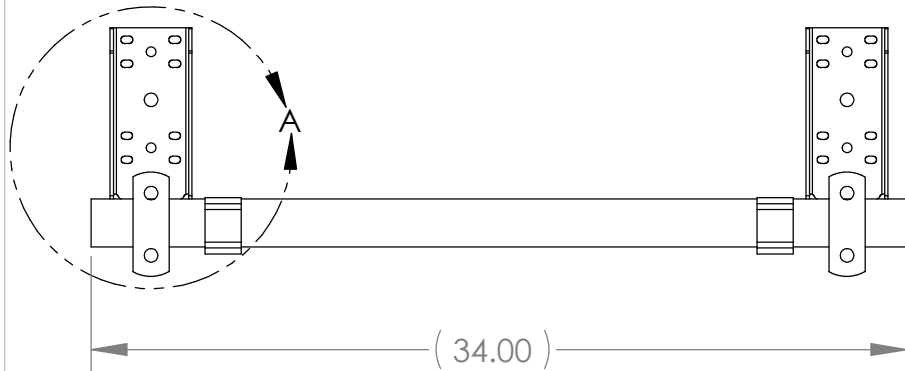
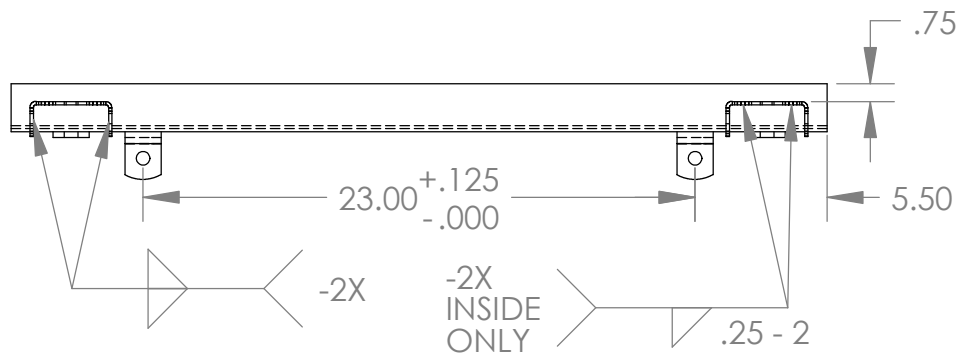
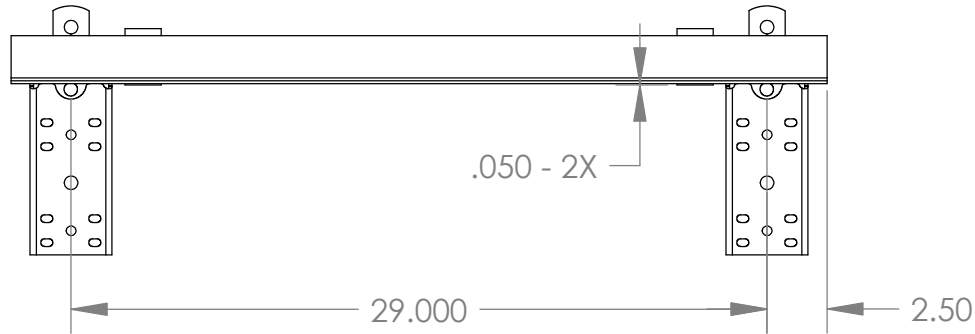
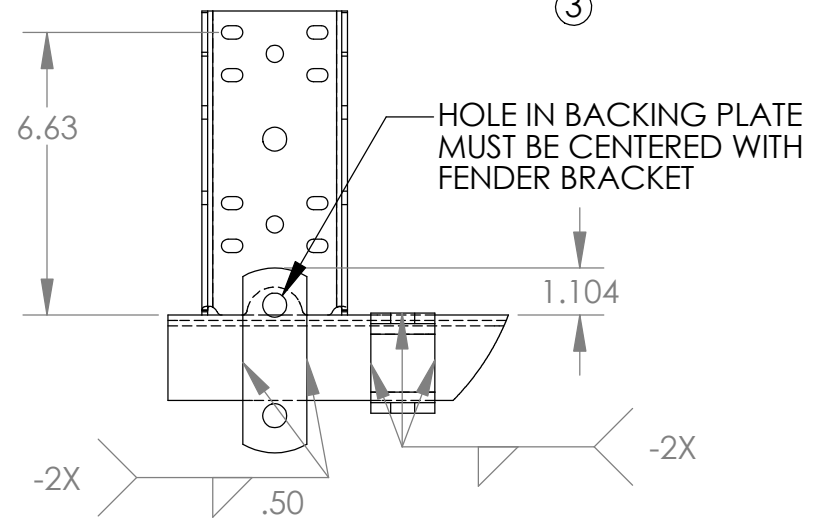


ITEM NO.	PART NUMBER	DESCRIPTION	QTY.
1	100-00089	BACKING PLATE	2
2	100-00090	SPRING HANGER	2
3	100-01503	FENDER BRACKET	2
4	221-00021	ANGLE	1



DETAIL A



ALL DIMENSIONS ARE IN INCHES
UNLESS OTHERWISE STATED
TOLERANCES EXCEPT AS NOTED

DECIMALS:

.X ±0.100
.XX ±0.060
.XXX ±0.030
.XXXX ±0.010

ANGLES:

±1°
ALL FORMED ANGLES
EQUAL 90° UNLESS
NOTED OTHERWISE

() INDICATES REFERENCE

THE INFORMATION IN THIS DRAWING IS THE SOLE
PROPERTY OF KARAVAN TRAILERS, INC. ANY
REPRODUCTION IN PART OR WHOLE WITHOUT
THE WRITTEN PERMISSION OF KARAVAN TRAILERS,
INC. IS PROHIBITED.

APPROVED BY:

DRAWN BY:

DATE:

06-13-97

SHEET:

1 OF 1

SCALE:

N/A

KARAVAN

TITLE:

SPRING HANGER WELDMENT
12" FENDER

MATL:

SEE B.O.M.

FINISH:

-BL, -BT, -GL, -ZN

DWG. #:

300-00987-H

DWG. REV.	ECR/NDR NUMBER	REVISED BY	DATE	DESCRIPTION
H/1	14592	MH	05-12-08	UPDATED WELD SYMBOLS
H	13145	CR	05-06-05	UPDATED 100-01503 (ADDED HOLES FOR LICENSE PLATE BRKT.)

First Piece - In Process Inspection Sheet

Vendor _____

Description: **Spring Hanger Weldment 12" Fender**

Part # 300-00987

Rev. H/1

QA Approval: A. Groth

JOB# _____

Characteristic	Tol.	Method	Freq.	1st Piece	A/R	2	A/R	3	A/R	4	A/R	5	A/R	6	A/R	Last piece	A/R	Inspected By:	
.050 - 2X																		1	/
29.000	± .030	Tape	1:25															2	/
2.50	± .060	Tape	1:25															3	/
.75	± .060	Tape	1:25															4	/
23.00	+ .125 - .000	Tape	1:25															5	/
5.50	± .060	Tape	1:25															6	/
DETAIL A																		7	/
6.63	± .060	Tape	1:25																
1.104	± .030	Tape	1:25																
Weld per print	NA	Visual	Every piece																
Remove all visible weld spatter	NA	Visual	Every piece																