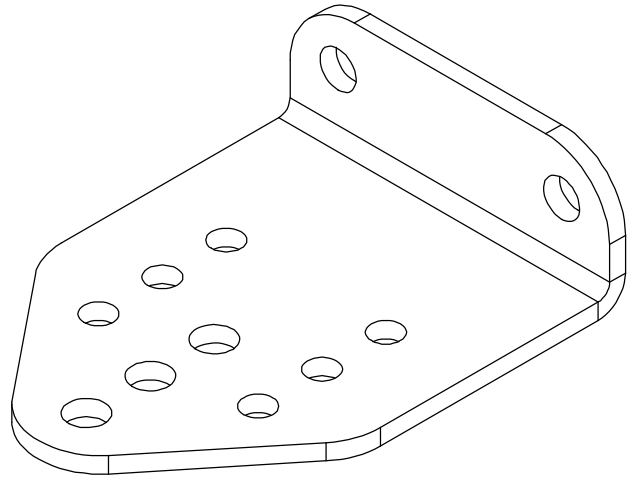
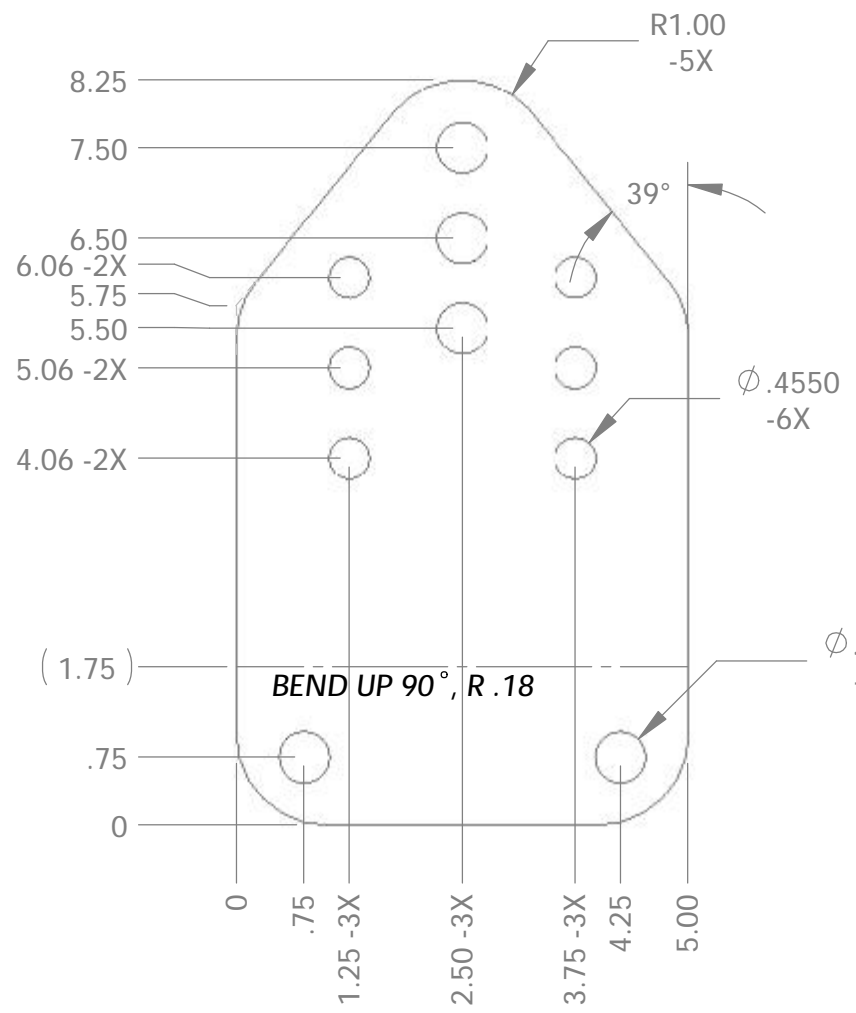
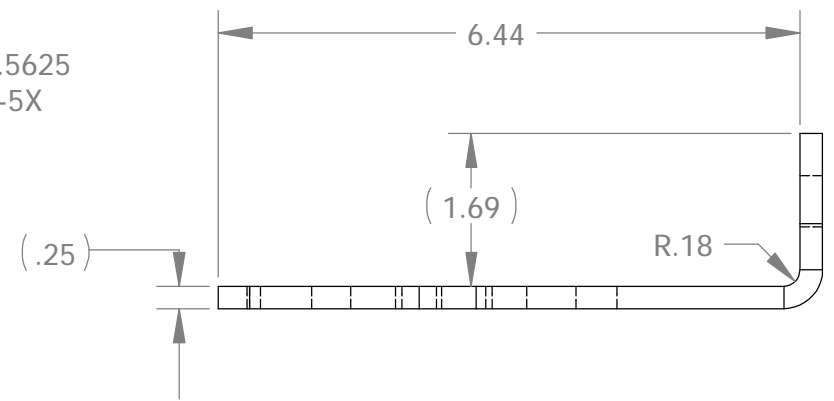


FLAT VIEW



FORMED VIEW



ALL DIMENSIONS ARE IN INCHES
UNLESS OTHERWISE STATED
TOLERANCES EXCEPT AS NOTED
DECIMALS:
.X ±0.100
.XX ±0.060
.XXX ±0.030
.XXXX ±0.010

ANGLES:
±1°
ALL FORMED ANGLES
EQUAL 90° UNLESS
NOTED OTHERWISE

() INDICATES REFERENCE

THE INFORMATION IN THIS DRAWING IS THE SOLE
PROPERTY OF KARAVAN TRAILERS, INC. ANY
REPRODUCTION IN PART OR WHOLE WITHOUT
THE WRITTEN PERMISSION OF KARAVAN TRAILERS,
INC. IS PROHIBITED.

APPROVED BY:

DRAWN BY:
PATRIC SCHMIT

DATE: 02-14-07

SHEET: 1 OF 1

SCALE: N/A

KARAVAN

TITLE: BUNK SUPPORT BRACKET

MAT'L: .25" H.R.P.O. SHEET

FINISH: -ZN

DWG. #: 100-02915

A	13964	PCS	02-14-07	DRAWING CREATED
DWG. REV.	ECR/NDR NUMBER	REVISED BY	DATE	DESCRIPTION

First Piece - In Process Inspection Sheet

Vendor _____

Description: **Bunk Support Bracket**

Part # 100-02915 Rev. A

QA Approval: K. Boomsma

JOB# _____

Characteristic	Tol.	Method	Freq.	1st Piece	A/R	2	A/R	3	A/R	4	A/R	5	A/R	6	A/R	Last piece	A/R	Inspected By/Date:	
LASER																			
.25"	.242 - .258	Mic	1st/Last Piece															1	/
H.R.P.O.	NA	Visual	1st/Last Piece															2	/
8.25	±.060	Caliper	1st/Last Piece															3	/
5.00	±.060	Caliper	1st/Last Piece															4	/
Ø.4550 - 6X	±.010	Caliper	1st/Last Piece															5	/
Ø.5625 - 5X	±.010	Caliper	1st/Last Piece															6	/
FORM																			
6.44	±.060	Caliper	1:25																
R.18	NA	Radius Gage	1st / Last Piece																
Inspect parts for scratches, dents, gouges, etc.	NA	Visual	Every piece																
No slugs left in lasered holes.	NA	Visual	Every piece																