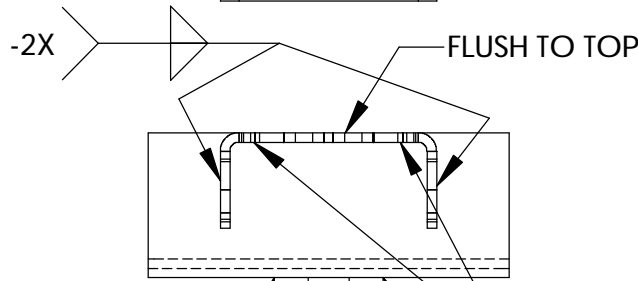
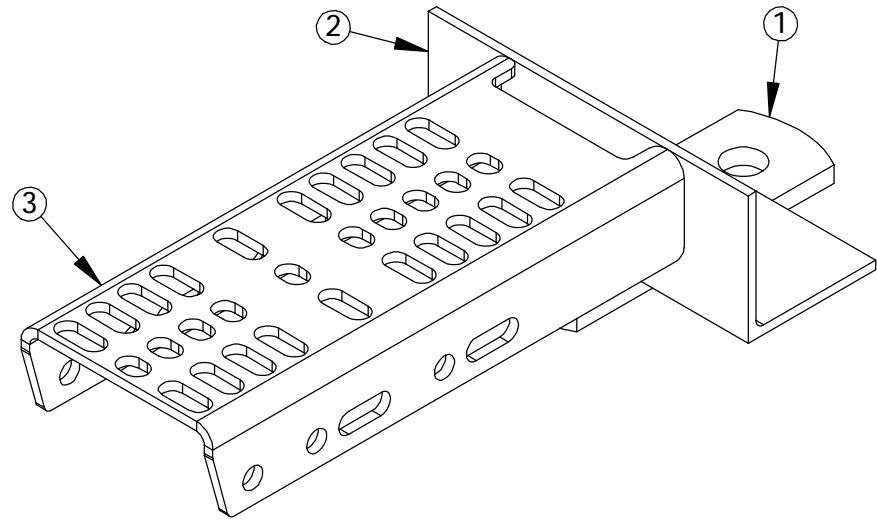
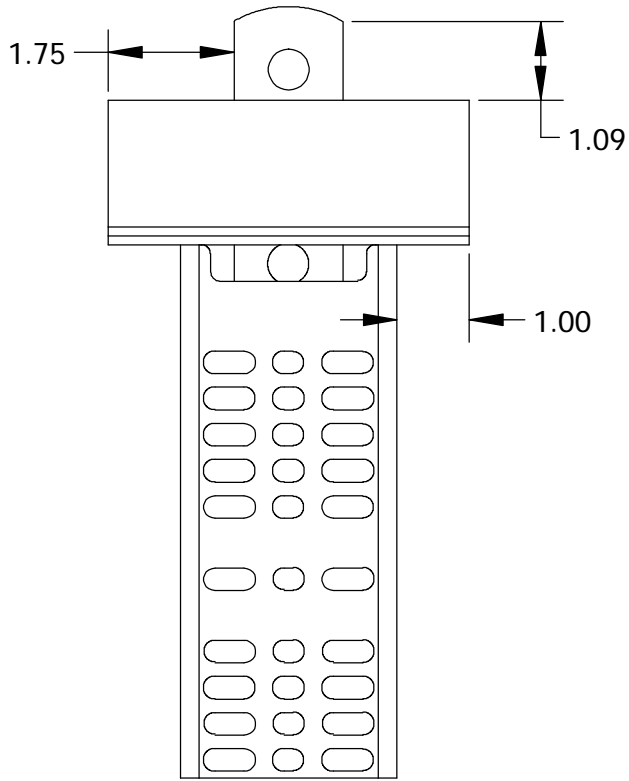


ITEM NO.	PART NUMBER	DESCRIPTION	QTY.
1	100-03119	BACKING PLATE	1
2	100-04716	FENDER ANGLE	1
3	100-05620	FENDER BRACKET	1



ALL DIMENSIONS ARE IN INCHES
UNLESS OTHERWISE STATED
TOLERANCES EXCEPT AS NOTED
DECIMALS:

.X	±0.100
.XX	±0.060
.XXX	±0.030
.XXXX	±0.010

ANGLES:
±1°
ALL FORMED ANGLES
EQUAL 90° UNLESS
NOTED OTHERWISE

() INDICATES REFERENCE

THE INFORMATION IN THIS DRAWING IS THE SOLE
PROPERTY OF KARAVAN TRAILERS, INC. ANY
REPRODUCTION IN PART OR WHOLE WITHOUT
THE WRITTEN PERMISSION OF KARAVAN TRAILERS,
INC. IS PROHIBITED.

APPROVED BY:

~ ~ ~

DRAWN BY:
Mike Starsbery

DATE: 01-28-2015

SHEET: 1 OF 1

SCALE: N/A

KARAVAN

TITLE: FENDER BRACKET

MAT'L: SEE B.O.M.

FINISH: -GL

DWG. #: 300-03396-A

DWG. REV.	ECR/NDR NUMBER	REVISED BY	DATE	DESCRIPTION
A	15830	MCS	01-28-15	DRAWING CREATED

First Piece - In Process Inspection Sheet

Vendor _____

Description: **Fender Bracket**

Part # **300-03396**

Rev. **A**

QA Approval: K. Hopf

JOB# _____

Characteristic	Tol.	Method	Freq.	1st Piece	A/R	2	A/R	3	A/R	4	A/R	5	A/R	6	A/R	7	A/R	Inspected By:	
1.75	±.060	Tape	2x Per Shift															1	/
1.09	±.060	Tape	2x Per Shift															2	/
1.00	±.060	Tape	2x Per Shift															3	/
Flush to top	NA	Visual	Every piece															4	/
Weld per print	NA	Visual	Every piece															5	/
Remove all visible weld spatter	NA	Visual	Every piece															6	/
																		7	/