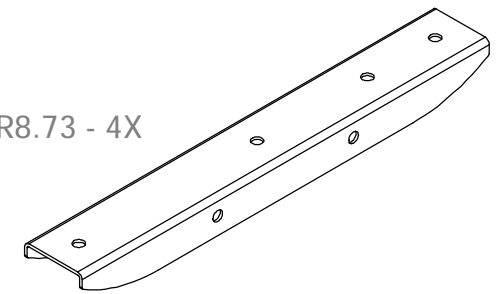
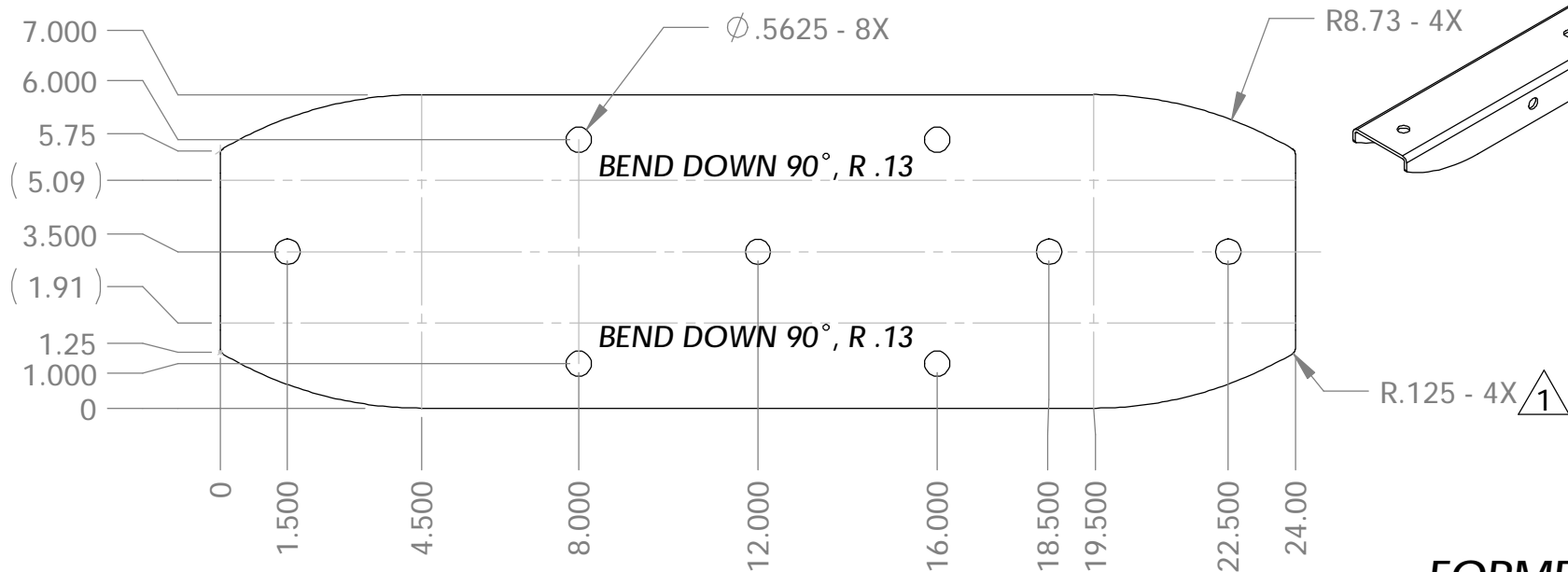
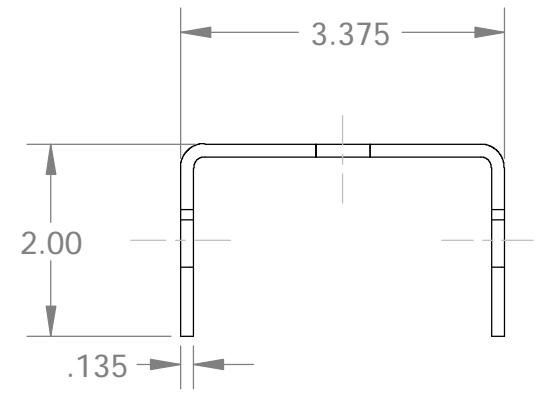


# FLAT VIEW



# FORMED VIEW



**NOTES:**

1) RADIUS OR SQUARE CORNER ACCEPTABLE

2.) DIE# PP-119

ALL DIMENSIONS ARE IN INCHES  
UNLESS OTHERWISE STATED  
TOLERANCES EXCEPT AS NOTED

DECIMALS:  
.X ±0.100  
.XX ±0.060  
.XXX ±0.030  
.XXXX ±0.010

ANGLES:  
±1°

ALL FORMED ANGLES  
EQUAL 90° UNLESS  
NOTED OTHERWISE

( ) INDICATES REFERENCE

THE INFORMATION IN THIS DRAWING IS THE SOLE  
PROPERTY OF KARAVAN TRAILERS, INC. ANY  
REPRODUCTION IN PART OR WHOLE WITHOUT  
THE WRITTEN PERMISSION OF KARAVAN TRAILERS,  
INC. IS PROHIBITED.

APPROVED BY:  
**C-RICHTER**

DRAWN BY:  
**JOEL NEHRING**

DATE:  
04-16-04

SHEET:  
1 OF 1

SCALE:  
N/A

**KARAVAN**

TITLE:  
BUNK CHANNEL

MAT'L:  
10GA. HRPO SHEET

FINISH:  
-ZN

DWG. #:  
**100-02060**

DWG. REV.	ECR/NDR NUMBER	REVISED BY	DATE	DESCRIPTION
B/1	14150	KDB	07-17-07	ADDED CORNER NOTE, FILLETED CORNERS.
B	12705	JRN	06-02-04	ADDED $\phi$ .5625 HOLE AT 18.500

## First Piece - In Process Inspection Sheet

Vendor \_\_\_\_\_

Description: **Bunk Bracket**

Part# **100-02060**

Rev. **B/1**

QA Approval: S. Mudra

JOB# \_\_\_\_\_

Characteristic	Tol.	Method	Freq.	1st Piece	A/R	2	A/R	3	A/R	4	A/R	5	A/R	6	A/R	7	A/R	Inspected By/Date:
<b>LASER</b>																		
10 GA	.126 - .142	Mic	1st/Last Piece															1 /
HRPO	NA	Visual	1st/Last Piece															2 /
7.000	±.030	Caliper	1st/Last Piece															3 /
24.000	±.030	Tape	1st/Last Piece															4 /
Ø.5625 - 8X	±.010	Caliper	1st/Last Piece															5 /
<b>FORM</b>																		
3.375	±.030	Caliper	1:100															6 /
2.00 - 2X	±.060	Caliper	1:100															7 /
Inspect parts for scratches, dents, gouges, etc.	NA	Visual	Every piece															
No slugs left in lasered holes.	NA	Visual	Every piece															

